


P. 4

YATHARTH HOSPITAL & TRAUMA CARE SERVICES LIMITED


DIRECTORS' REPORT

2021-22



**Registered Office: JA 108, DLF Tower A, Jasola District Centre,
Delhi- 110025 Corporate Office: HO- 01, Sector- 1, Greater Noida
West - 201304 Email-ID: cs@yatharthhospitals.com**

Certified True Copy



DIRECTORS' REPORT

To
The Member(s)

**YATHARTH HOSPITAL AND TRAUMA CARE SERVICES LTD.
(FORMERLY YATHARTH HOSPITAL AND TRAUMA CARE SERVICES PVT. LTD.)**
JA 108 DLF Tower A Jasola District Centre South Delhi DL 110025

Your Directors have pleasure in presenting the 15th Annual Report together with the audited Statement of Accounts for the financial year ended 31st March, 2022.

FINANCIAL RESULTS

The Company's financial performances for the year under review along with previous year's figures are given hereunder:


Particulars for the Year ended 31st March, 2022

Sl. No.	PARTICULARS	CURRENT YEAR (2021-22) (INR: Million)	PREVIOUS YEAR (2020-21) (INR: Million)
1.	Net Sales /Income from Business Operations	2985.90	1647.28
2.	Other Income	12.71	5.10
3.	Total Income	2998.61	1652.38
4.	Less financial cost	119.62	116.68
5.	Less other expenses	2144.14	1230.21
6.	Profit before Depreciation	734.84	305.49
7.	Less Depreciation	131.65	125.21
8.	Profit after depreciation and Interest	603.19	180.28
9.	Less Current Income Tax	173.53	31.50
10.	Less Deferred Tax	-6.26	9.66
11.	Less Other Tax	15.04	-15.93
12.	Net Profit after Tax	420.87	155.05
13.	Paid Up Share Capital Dividend (including Interim if any and final)	-	-
14.	Net Profit after dividend and Tax	420.87	155.05
15.	Amount transferred to General Reserve	420.87	155.05
16.	Balance carried to Balance Sheet		
17.	Earnings per share (Basic)	6.42	9.47
18.	Earnings per Share (Diluted)	6.42	9.47

FINANCIAL PERFORMANCE OF THE COMPANY

The Company recorded a turnover of Rs. million 2985.89 during the 2021-22 year as against Rs. Million 1647.27 in the previous financial year and the Company has earned profit after tax of

Certified True Copy



Rs. million 420.87 as compared to the profit earned by the company of Rs. million 155.05 in the previous financial year.

CONSOLIDATED FINANCIAL STATEMENTS:

The Consolidated Financial Statements of the Company and its subsidiaries, prepared in accordance with the Companies Act, 2013, SEBI LODR regulations and applicable Accounting Standards along with all relevant documents and the Auditors' Report form part of this Annual Report. The Consolidated Financial Statements presented by the Company include the financial results of its subsidiary companies, associates and joint ventures.

RESERVES

The Board of Directors of your company has decided not to transfer any amount to the Reserves for the year under review.

DIVIDEND

The Board of Directors of your company, after considering holistically the relevant circumstances and keeping in view the company's dividend distribution policy, has decided that it would be prudent, not to recommend any Dividend for the year under review.

WEBSITE

The Company has maintained its website <https://yatharthhospitals.com>.

TRANSFER OF UNCLAIMED DIVIDEND TO INVESTOR EDUCATION AND PROTECTION FUND

The provisions of Section 125(2) of the Companies Act, 2013 do not apply as there was no dividend declared and paid last year.

SHARES

PAID UP AND AUTHORISAED SHARE CAPITAL

The Authorised Share Capital of the Company as on 31st March 2022 was Rs. 115,00,00,000/- (Rupees One Hundred Fifteen Crore Only). During the year company has allotted bonus shares to the existing shareholders. Therefore, the Paid-Up Equity Share Capital of the Company on 31st March, 2022, was increased to Rs. 65,51,69,000/- (Rupees Sixty Five Crores Fifty One Lakh Sixty Nine Thousand Only).

a. BUY BACK OF SECURITIES

The Company has not bought back any of its securities during the year under review


b. SWEAT EQUITY

The Company has not issued any Sweat Equity Shares during the year under review

c. BONUS SHARES

49137675 Equity share has been issued as Bonus Shares to the existing shareholders during the year under review.

Certified True Copy



d. EMPLOYEES STOCK OPTION PLAN

The Company has not provided any Stock Option Scheme to the employees

e. SHARES WITH DIFFERENTIAL RIGHTS

The Company has not issue any Equity shares with Differential Rights.

DIRECTORS

There has been following changes taken place in the Board of Directors during the Financial Year ended 31st March, 2022.

Sr. No.	DIN	Name of Director	Date of Joining	Date of Cessation	Status
1	01818736	Dr. Ajay Kumar Tyagi	28.02.2008	-	No change
2	01792886	Dr. Kapil Kumar	28.02.2008	-	No change
3	01792934	Dr. Neena Tyagi	28.02.2008	05.08.2021	Resigned
4	01777738	Dr. Manju Tyagi	28.02.2008	05.08.2021	Resigned
5	09322889	Mr. Yatharth Tyagi	15.09.2021		Appointed
6	07333674	Mr. Mukesh Sharma	21.02.2022		Appointed
7	09440514	Dr. Sanjeev Upadhyaya	21.02.2022		Appointed
8	01890754	Dr. Ila Patnaik*	21.02.2022		Appointed

*Note: Dr. Ila put her resignation by mail on 01.08.2022

SUBSIDIARIES, JOINT VENTURES AND ASSOCIATE COMPANIES

The Company does not have Joint Venture and Associate Company but it has two Subsidiary Companies. Details of which is enclosed as annexure-AOC-1:

Subsidiary [2(87)(i)&(ii)]	-	AKS Medical & Research Centre Private Limited (WOS)
Subsidiary [2(87)(i)&(ii)]	-	Ramraja Multispeciality Hospital & Trauma Centre Pvt. Ltd. (WOS)
Subsidiary [2(87)(i)&(ii)]	-	Sanskar Medica India Limited (WOS)

DEPOSITS

During the year, the Company has not accepted any deposits from its members in terms of Section 73 of the Companies Act, 2013 and as per Acceptance of Deposit Rules 2014.


EXTRACTS OF ANNUAL RETURN

Extract of annual return in Form MGT-9 pursuant to the provisions of Section 92 read with Rule 12 of the Companies (Management and administration) Rules, 2014 is furnished in Annexure-I and is attached to this Report.

NUMBER OF MEETINGS OF THE BOARD

During the year, 12 (Twelve) meetings of the Board were convened. The time gap between two consecutive meetings of the Board did not exceed one hundred and twenty days.

Certified True Copy



LOANS, GUARANTEE AND INVESTMENT

The Company has provide corporate guarantee to its subsidiary companies for Rs. 75,56,00,000/- in AKS Medical & Research Centre Pvt. Ltd. and for Rs. 56,00,00,000/- in Ramraja Multispeciality Hospital & Trauma Centre Pvt. Ltd. during the year under review.

Further the Company has made an investment of Rs.8,92,07,730.00 (Rupees Eight Crore Ninety Two Lacs Seven Thousand Seven Hundred Thirty only) in the form of purchase of Equity share capital in its subsidiary AKS Medical & Research Centre Pvt. Ltd. Further the company has acquired Ramraja Multispeciality Hospital & Trauma Centre Pvt. Ltd. on 18.02.2022 by purchasing of all equity shares i.e. 40,10,000 (Forty Lacs Ten Thousand Equity Shares only). Now the said company has been wholly owned subsidiary of Yatharth Hospital & Trauma Care Services Ltd.

Further that the Company has not given any loan nor provided any security in connection with a loan to any person under section 186 of the Companies Act 2013.

PARTICULARS OF RELATED PARTY TRANSACTION

There were no contracts or arrangements entered into by the company in accordance with provisions of section 188 of the Companies Act, 2013. However, the company has complied with the provisions of AS-18 by making the disclosure in the notes to accounts, forming part of the Financial Statements attached as Annexure-II.

PARTICULARS OF CONSERVATION OF ENERGY, TECHNOLOGY ABSORPTION AND FOREIGN EXCHANGE EARNINGS AND OUTGO

The provisions of Section 134(m) of the Companies Act, 2013 read with Rule 8(3) of the Companies {The Companies (Accounts)} Rules, 2014 are given as below:

A) Conservation of energy

The provisions of Section 134(m) of the Companies Act, 2013 with respect to Conservation of energy applies to our Company. Proper steps have been taken by the Company for the optimal utilization of energy like installation of LED Bulbs, low electric consuming air conditioning, auto sleep mode of systems if isolate for few minutes and approach to use 5 star rated appliances and equipments etc.


(B) Technology absorption

The efforts made towards technology absorption and the benefits derived like product improvement, cost reduction, product development and adoption of state of the art technology.

(C) Foreign Exchange Earnings and Outgo

There was no foreign exchange inflow and outflow during the financial year under review.

Certified True Copy



PARTICULARS OF EMPLOYEES AND RELATED DISCLOSURES

The provisions of Section 197(12) of the Act read with Rules 5(2) and 5(3) of the Companies (Appointment and Remuneration of Managerial Personnel) Rules, 2014 are now applicable to our Company as there are no employee, other than executive directors who are in receipt of remuneration not less than Rs. million 10.20 p.a. if employed throughout the financial year and not less than Rs. Million 0.85 p.m., if employed for a part of financial year.

COMPANY'S POLICY RELATING TO DIRECTORS APPOINTMENT, PAYMENT OF REMUNERATION AND DISCHARGE OF THEIR DUTIES

The provisions of Section 178(1) relating to constitution of Nomination and Remuneration Committee is applicable to the Company and hence the Company has adopted a policy relating to appointment of Directors, payment of Managerial remuneration, Directors qualifications, positive attributes, independence of Directors and other related matters as provided under Section 178(3) of the Companies Act, 2013.

SECRETARIAL AUDITOR

Pursuant to the provisions of section 204 of the Companies Act, 2013 and the Companies (Appointment and Remuneration of Managerial Personnel) Rules, 2014, the Company has appointed Mr. Manoj Kumar Pandey, Practicing Company Secretary (Certificate of Practice Number: 9655) to undertake the Secretarial Audit of the Company.

The Company has annexed to this Board Report as Annexure-MR-3, a Secretarial Audit Report given by the Secretarial Auditor.

The Secretarial Audit Report does not contain any qualification, reservation or adverse remark.

DECLARATION OF INDEPENDENT DIRECTORS


The provisions of Section 149 pertaining to the appointment of Independent Directors has been complied by your Company.

STATUTORY AUDITOR

Appointment of M/s R. Nagpal Associates, Chartered Accountants, (FRN: 002626N) as the Statutory Auditors of the Company and to fix their remuneration and in this regard pass with or without modification(s), the following resolution as an Ordinary Resolution:

"RESOLVED THAT pursuant to the provisions of Section 139, 142 and other applicable provisions of the Companies Act, 2013, if any, read with the Companies (Audit & Auditors) Rules, 2014, (including any statutory enactment or modification thereof), consent of the members be and is hereby accorded to appoint M/s. R. Nagpal Associates., Chartered Accountants, (Firm Registration No.002626N) as the Statutory Auditors of the Company to hold the office from the conclusion of this Annual General Meeting till the conclusion of the Annual General Meeting to be held for the Financial Year ending 31st March, 2026 on such remuneration including out of pocket expenses and other expenses as may be mutually agreed by and between the members, Board of Directors and the Auditor of the Company."

Certified True Copy



INTERNAL AUDITOR

Pursuant to the provisions of section 138(1) of the Companies Act, 2013 read with Rule 13 of the Companies (Accounts) Rules, 2014, the Company has appointed Mr. Singh RK & Associates, Chartered Accountant (Certificate of Practice Number: 532096) to undertake the Internal Audit of the Company. Audit Report for the FY 21-22 enclosed

COST AUDITOR

pursuant to section 148 (3) of the Companies Act, 2013 and rule 6(2) of the companies (Cost records and Audit Rules) 2014 M/s Subodh Kumar & Co. Cost Accountant (Registration No. 104250) to undertake the Cost Audit of the Company. Audit Report for the FY 21-22 enclosed

AUDITORS REPORT

The notes on financial statement referred to in the Auditors' Report are self-explanatory and do not call for any further comments. The Auditors' Report does not contain any qualification, reservation or adverse remark.

CORPORATE SOCIAL RESPONSIBILITY (CSR)

Your Company believes that CSR initiatives has played pivotal role in improving the lives of the communities and society at large. Your Company has been actively working on Infrastructure development, health, education, Livelihood and Employability, Social & cultural growth.

In compliance with the requirements of Section 135 of the Act read with the Companies (Corporate Social Responsibility Policy) Rules, 2014, the Board has constituted a Corporate Social Responsibility Committee and also has in place a CSR Policy. New CSR policy has been adopted on 21.02.2022.

The Composition of CSR Committee is as under:

S. No	Name	Designation
1.	Dr. Ajay Kumar Tyagi	Chairman
2.	Dr. Kapil Kumar	Member
3.	Dr. Sanjeev Upadhyaya	Member


The Annual Report on CSR activities as required to be given under Section 135 of the Companies Act, 2013 and Rule 8 of the Companies (Corporate Social Responsibility Policy) Rules, 2014 is attached in Annexure-III.

Total amount to be spent on CSR was Rs. Million 1.76/- but Rs. Million 3.00 have been spent as there was some old unspent amount i.e. for Rs. Million 0.50 was standing. Further the Company is actively engaged in CSR activities.

INTERNAL FINANCIAL CONTROLS AND SYSTEMS

Your Company has adequate internal control system commensurate with the nature and size of its business. Internal audit function is in place, which endeavour's to make meaningful contributions to the Company's overall governance, risk management, and internal controls.

Certified True Copy



The function reviews and ensures sustained effectiveness of Internal Financial Controls by adopting a systematic approach.

- 1 The Company has devised systems, policies and procedures, which are currently operational within the Company for ensuring orderly and efficient conduct of its business, safeguarding assets of the company, prevention and detection of frauds and errors, accuracy and completeness of the accounting records and management information system.

The company is process to appoint Internal Auditor to review and evaluate the effectiveness of the existing processes, controls and compliances. The Internal Auditor shall make periodical presentations on audit observations, including the status of follow-up.

MATERIAL CHANGES AND COMMITMENT IF ANY AFFECTING THE FINANCIAL POSITION OF THE COMPANY OCCURRED BETWEEN THE END OF THE FINANCIAL YEAR TO WHICH THIS FINANCIAL STATEMENTS RELATE AND THE DATE OF THE REPORT

The Company has acquired a new hospital in Orchha, Madhya Pradesh on 18.02.2022. The acquired company possess 305 bedded super specialty hospital in the name of M/s Ramraja Multispeciality Hospital & Trauma Centre Private Limited. The said hospital has been operational since 10.04.2022.

Further Company has been converted into public limited on 18.11.2021 with the prospect of opening for public issue. Company has filed DRHP on 31.03.2022 and got the approvals from NSE, BSE and SEBI. Currently company is working to finalise UDRHP for the said proposed issue.

DISCLOSURE UNDER THE SEXUAL HARASSMENT OF WOMEN AT WORKPLACE (PREVENTION, PROHIBITION AND REDRESSAL) ACT, 2013:

The Company has in place an Anti Sexual Harassment Policy in line with the requirements of the Sexual Harassment of Women at the Workplace (Prevention, Prohibition & Redressal) Act, 2013. Internal Complaints Committee (ICC) has been set up to redress complaints received regarding sexual harassment. All employees (permanent, contractual, temporary, trainees) are covered under this policy.

DETAIL OF FRAUD AS PER AUDITORS REPORT


No fraud has been noticed or reported in the Company by its employees and officers during the Financial Year 2021-22.

DIRECTORS' RESPONSIBILITY STATEMENT

As required under Section 134(5) of the Companies Act, 2013, the Directors of the Company hereby states that:

- a) In the preparation of the annual accounts for the year ended 31st March 2022, the applicable accounting standards had been followed along with proper explanation relating to material departures.
- b) The Directors had selected such accounting policies and applied them consistently and made judgements and estimates that are reasonable and prudent so as to give a true and fair view of the state of affairs of the company at the end of the financial year and of the Profit and Loss of the company for that period.

Certified True Copy



- c) The Directors had taken proper and sufficient care for the maintenance of adequate accounting records in accordance with the provisions of this Act for safeguarding the assets of the company and for preventing and detecting fraud and other irregularities.
- d) The Directors had prepared the annual accounts on a Going Concern Basis.
- e) The Directors had devised proper system to ensure compliance with the provisions of all applicable laws and such system were adequate and operating effectively.

ACKNOWLEDGEMENTS

Your Directors place on record their sincere thanks to bankers, business associates, consultants, and various Government Authorities for their continued support extended to your Companies activities during the year under review. Your Directors also acknowledges gratefully the shareholders for their support and confidence reposed on your Company.

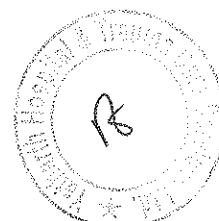
By order of the Board of Directors
For Yatharth Hospital & Trauma Care Services Ltd.

Dr Ajay Kumar Tyagi
(Director)
DIN: - 01792886
R/o SP Villa-17, Jaypee Greens
Greater Noida - 201310

Dr. Kapil Kumar
(Director)
DIN: - 01818736
R/o Villa-05, ATS One Hamlet
Sector-104, Noida - 201304

Date : 04.08.2022
Place : Greater Noida West

Certified True Copy



Annexure I

**FORM NO. MGT 9
EXTRACT OF ANNUAL RETURN**

As on financial year ended on 31.03.2022

Pursuant to Section 92 (3) of the Companies Act, 2013 and rule 12(1) of the Company
(Management & Administration) Rules, 2014

I. REGISTRATION & OTHER DETAILS:

1.	CIN	U85110DL2008PLC174706
2.	Registration Date	28/02/2008
3.	Name of the Company	Yatharth Hospital & Trauma Care Services Limited
4.	Category/Sub-category of the Company	Non Government Company
5.	Address of the Registered office & contact details	JA 108 DLF Tower A Jasola District Centre Delhi -110025 cs@yatharthhospitals.com 0120-6811236
6.	Whether listed company	No
7.	Name, Address & contact details of the Registrar & Transfer Agent, if any.	Link Intime India Private Limited C-101, 1st Floor, 247 Park, L.B.S. Marg, Vikhroli (West), Mumbai 400 083 Tel: +91 22 4918 6200

II. (A): PRINCIPAL BUSINESS ACTIVITIES OF THE COMPANY (All the business activities contributing 10 % or more of the total turnover of the company shall be stated)

S. No.	Name and Description of main products / services	NIC Code of the Product/service	% to total turnover of the company
1	Hospital Activities	86100	100%

Certified True Copy




(B): Particulars of its holding, Subsidiary and Associate Company

S. No.	Name of Company	Relation	Pursuant to Companies Act, 2013
1	AKS Medical and Research Centre Private Limited	Subsidiary	Section 2(87)(i)&(ii)
2	Ramraja Multispeciality Hospital & Trauma Centre Pvt. Ltd.	Subsidiary	Section 2(87)(i)&(ii)
3	Sanskar Medica India Limited	Subsidiary	Section 2(87)(i)&(ii)

III. SHARE HOLDING PATTERN (Equity Share Capital Breakup as percentage of Total Equity)
Category-wise Share Holding

Category of Shareholders	No. of Shares held at the beginning of the year				No. of Shares held at the end of the year				% change during the year	
	Demat	Physical	Total	% of Total Shares	Demat	Physical	Total	% of Total Shares		
A. Promoters										
(1) Indian										
a) Individual/HUF	0	9796500	9796500	59.81	39186000	0	39186000	59.81	0	0
b) Central Govt. or State Govt.	0	0	0	0	0	0	0	0	0	0
c) Bodies Corporates									0	0
d) Bank/FI	0	0	0	0	0	0	0	0	0	0
e) Any other	0	0	0	0	0	0	0	0	0	0
SUB TOTAL:(A) (1)	0	9796500	9796500	59.81	39186000	0	39186000	59.81	0	0
(2) Foreign										
a) NRI- Individuals	0	0	0	0	0	0	0	0	0	0
b) Other Individuals	0	0	0	0	0	0	0	0	0	0
c) Bodies Corp.	0	0	0	0	0	0	0	0	0	0
d) Banks/FI	0	0	0	0	0	0	0	0	0	0
e) Any other...	0	0	0	0	0	0	0	0	0	0
SUB TOTAL (A) (2)	0	0	0	0	0	0	0	0	0	0

Certified True Copy




Total Shareholding of Promoter (A)= (A)(1)+(A)(2)	0	9796500	9796500	59.81	39186000	0	39186000	59.81	0	0
(1) Institutions										
a) Mutual Funds	0	0	0	0	0	0	0	0	0	0
b) Banks/ FI	0	0	0	0	0	0	0	0	0	0
c) Central govt	0	0	0	0	0	0	0	0	0	0
d) State Govt.	0	0	0	0	0	0	0	0	0	0
e) Venture Capital Fund	0	0	0	0	0	0	0	0	0	0
f) Insurance Companies	0	0	0	0	0	0	0	0	0	0
g) FIIS	0	0	0	0	0	0	0	0	0	0
h) Foreign Venture Capital Funds	0	0	0	0	0	0	0	0	0	0
i) Others (specify)	0	0	0	0	0	0	0	0	0	0
SUB TOTAL (B)(1):										
(2) Non Institutions										
a) Bodies corporates	0	0	0	0	0	0	0	0	0	0
i) Indian	0	0	0	0	0	0	0	0	0	0
ii) Overseas	0	0	0	0	0	0	0	0	0	0
b) Individuals	0	6582725	6582725	40.19	26330900	0	26330900	40.19	0	0
c) Others (specify)	0	0	0	0	0	0	0	0	0	0
Hindu Undivided Family	0	0	0	0	0	0	0	0	0	0
SUB TOTAL (B)(2):	0	0	0	0	0	0	0	0	0	0
Total Public Shareholding (B)= (B)(1)+(B)(2)	0	6582725	6582725	40.19	26330900	0	26330900	40.19	0	0
C. Shares held by Custodian for GDRs & ADRs										
Grand Total (A+B+C)	0	16379225	16379225	100	65516900	0	65516900	100	0	0

B) SHAREHOLDING OF PROMOTER-

S No.	Shareholder's Name	Shareholding at the beginning of the year	Shareholding at the end of the year	% change in Share-
-------	--------------------	---	-------------------------------------	--------------------

Certified True Copy



		No. of Shares	% of total Shares of the company	%of Shares Pledged / encumbered to total shares	No. of Shares	% of total Shares of the company	%of Shares Pledged / encumbered to total shares	holding during the year
1.	Dr. Ajay Kumar Tyagi	6755400	41.24	0	27021600	41.24	0	0
2.	Dr. Kapil Kumar	3041100	18.57	0	12164400	18.57	0	0
Total		9796500	59.81	0	39186000	59.81	0	0


C) CHANGE IN PROMOTERS' SHAREHOLDING

S No.	Particulars	Shareholding of the year		Cumulative Shareholding during the year	
		No. of shares	% of total shares of the company	No. of shares	% of total shares of the company
1	At the beginning of the year	9796500	59.81	9796500	59.81
2	Date wise Increase / Decrease in Promoters Shareholding during the year specifying the reasons for increase / decrease (e.g. allotment / transfer / bonus/ sweat equity etc.):	Allotment of Bonus Issue in proportion to 1:3 (For one equity share Three Bonus shares allotted on 01.03.2022)			
3	At the end of the year	39186000	59.18	12292595	59.81

**D) SHAREHOLDING PATTERN OF TOP TEN SHAREHOLDERS:
(Other than Directors, Promoters and Holders of GDRs and ADRs):**

SHAREHOLDING PATTERN OF TOP TEN SHAREHOLDERS (OTHER THAN DIRECTORS, PROMOTERS & HOLDERS OF GDRS & ADRS)									
(iv)									
S. No.	Name of the Shareholder	At the beginning of the year (i.e. 01.04.2021)		At the end of the year (i.e. 31.03.2022)		Cumulative Shareholding during the year		Month wise Increase/ Decrease in Share holding during the year	Reasons (for increase/ decrease (e.g. allotment / transfer / bonus / sweat equity etc))
		No. of Shares	% of total Shares of the company	No. of Shares	% of total Shares of the company	No. of shares	% of total Shares of the company		
1	Neena Tyagi	1754900	10.71	7019600	10.71	2202039	10.71	5264700	Bonus

Certified True Copy




2	Manju Tyagi	2881050	17.59	11524200	17.59	3615126	17.59	8643150	Bonus
3	Vimla Tyagi	935750	5.71	3743000	5.71	1174174	5.71	2807250	Bonus
4	Krishna Tyagi	505725	3.09	2022900	3.09	634581	3.09	1517175	Bonus
5	Prem Narayan Tyagi	505300	3.09	2021200	3.09	634048	3.09	1515900	Bonus

E) SHAREHOLDING OF DIRECTORS AND KEY MANAGERIAL PERSONNEL:

V SHAREHOLDING OF DIRECTORS AND KEY MANAGERIAL PERSONNEL:									
S.No.	Name of the Directors / KMP (Designation)	At the beginning of the year (i.e. 01.04.2021)		At the end of the year (i.e. 31.03.2022)		Cumulative Shareholding during the year		Increase / Decrease in Share holding during the year	
		No. of Shares	% of total Shares of the company	No. of Shares	% of total Shares of the company	No. of shares	% of total Shares of the company		
1	Dr. Ajay Kumar Tyagi (Chairman and WTD)	6755400	41.24	27021600	41.24	-	-	20266200	
2	Dr. Kapil Kumar (MD)	3041100	18.57	12164400	18.57	-	-	9123300	
3	*Dr. Neena Tyagi	1754900	10.71	7019600	10.71	-	-	5264700	
4	*Dr. Manju Tyagi	2881050	17.59	11524200	17.59	-	-	8643150	
5	Mr. Yatharth Tyagi (WTD)	0	0	0	0	0	0	0	
6	Mr. Amit Kumar Singh (CEO)	0	0	0	0	0	0	0	
7	Mr. Pankaj Prabhakar (CFO)	0	0	0	0	0	0	0	
8	Mr. Ritesh Mishra (CS & CO)	0	0	0	0	0	0	0	

*Note: Dr. Neena and Dr. Manju have resigned form the Board from the position of Director w.e.f. 05.08.2021, now they are shareholders only.

Certified True Copy



F) INDEBTEDNESS

Indebtedness of the Company including interest outstanding/accrued but not due for payment-


	Secured Loans excluding deposits	Unsecured Loans	Deposits	Total Indebtedness
Indebtedness at the beginning of the financial year			0	
i) Principal Amount	914.79	2.48	0.00	917.27
ii) Interest due but not paid	0.00	0.00	0.00	0.00
iii) Interest accrued but not due	0.00	0.00	0.00	0.00
Total (i+ii+iii)	914.79	2.48	0.00	917.27
Change in Indebtedness during the financial year	0.00	0.00	0.00	0.00
* Addition	-	-	-	-
* Reduction	214.24	2.48	0.00	216.72
Net Change	-214.24	-2.48	0.00	-216.72
Indebtedness at the end of the financial year	0.00	0.00	0.00	0.00
i) Principal Amount	0.00	0.00	0.00	0.00
ii) Interest due but not paid	0.00	0.00	0.00	0.00
iii) Interest accrued but not due	0.00	0.00	0.00	0.00
Total (i+ii+iii)	700.55	0.00	0.00	700.55

XI. REMUNERATION OF DIRECTORS AND KEY MANAGERIAL PERSONNEL-

Remuneration to Director:

SN.	Particulars of Remuneration	Name of MD/WTD/ Manager/Director			Total Amount
		Dr. Ajay Kumar Tyagi	Dr. Kapil Kumar	Mr. Yatharth Tyagi	
1	Gross salary	12.00	12.00	12.00	36.00
	(a) Salary as per provisions contained in section 17(1) of the Income- tax Act, 1961	--	--	--	--
	(b) Value of perquisites u/s 17(2) Income-tax Act, 1961	0	0	0	0
	(c) Profits in lieu of salary	0	0	0	0

Certified True Copy



Punishment	NIL		NIL		NIL
B. DIRECTORS					
Penalty	NIL		NIL		NIL
Punishment	NIL		NIL		NIL
Compounding	NIL		NIL		NIL
C. OTHER OFFICERS IN DEFAULT					
Penalty	NIL		NIL		NIL
Punishment	NIL		NIL		NIL
Compounding	NIL		NIL		NIL

By order of the Board of Directors


For Yatharth Hospital & Trauma Care Services Ltd.

Dr Ajay Kumar Tyagi
(Director)
DIN: - 01792886
R/o SP Villa-17, Jaypee Greens
Greater Noida - 201310

Dr. Kapil Kumar
(Director)
DIN: - 01818736
R/o Villa-05, ATS One Hamlet
Sector-104, Noida - 201304

Date : 04.08.2022
Place : Greater Noida West

Certified True Copy





R. NAGPAL ASSOCIATES
CHARTERED ACCOUNTANTS

Head Office :
B-1/1018, VASANT KUNJ,
NEW DELHI - 110 070
TELEPHONE : 011-41082626
EMAIL : rnaca1@gmail.com

Branch :
E-537, Ranjeet Nagar
Bharatpur-321001 (Rajasthan)
Mobile : 9711031327
Email : arpittaneja@rnaca.in

Independent Auditor's Report

To the Members of
Yatharth Hospital & Trauma Care Services Limited (Formerly Known as Yatharth
Hospital & Trauma Care Services Pvt. Ltd.)

Report on the Audit of the Standalone Indian Accounting Standards (Ind AS) Financial
Statements

Opinion

We have audited the accompanying Standalone Ind AS financial statements of Yatharth Hospital & Trauma Care Services Limited (Formerly Known as Yatharth Hospital & Trauma Care Services Pvt. Ltd.) ("the Company"), which comprise the Balance Sheet as at 31st March, 2022, the Statement of Profit and Loss, Statement of changes in equity and Statement of cash flows for the year ended 31st March 2022, and notes to the standalone Ind AS financial statements, including a summary of significant accounting policies and other explanatory information.

In our opinion and to the best of our information and according to the explanations given to us, the aforesaid standalone Ind AS financial statements give the information required by the Act in the manner so required and give a true and fair view in conformity with the Indian Accounting Standards prescribed under section 133 of the Act read with the Companies (Indian Accounting Standards) Rules, 2015, as amended, ("Ind AS") and other accounting principles generally accepted in India, of the state of affairs of the Company as at March 31, 2022 and its Profit, total comprehensive income, changes in equity and its cash flows for the year ended on that date.


Basis for Opinion

We conducted our audit in accordance with the Standards on Auditing (SAs) specified under section 143(10) of the Companies Act, 2013. Our responsibilities under those Standards are further described in the Auditor's Responsibilities for the Audit of the Standalone Ind AS financial Statements section of our report. We are independent of the Company in accordance with the Code of Ethics issued by the Institute of Chartered Accountants of India together with the ethical requirements that are relevant to our audit of the financial statements under the provisions of the Companies Act, 2013 and the Rules thereunder, and we have fulfilled our other ethical responsibilities in accordance with these requirements and the Code of Ethics. We believe that the audit evidence we have obtained is sufficient and appropriate to provide a basis for our opinion.

Information Other than the Financial Statements and Auditor's Report Thereon

The Company's Board of Directors is responsible for the other information. The other information comprises the information included in the Management Discussion and Analysis, Board's Report including Annexures to Board's Report, Business Responsibility Report,

Certified True Copy



Corporate Governance and Shareholder's Information, but does not include the consolidated financial statements, standalone Ind AS financial statements and our auditor's report thereon.

Our opinion on the standalone Ind AS financial statements does not cover the other information and we do not express any form of assurance conclusion thereon.

In connection with our audit of the standalone Ind AS financial statements, our responsibility is to read the other information and, in doing so, consider whether the other information is materially inconsistent with the standalone Ind AS financial statements or our knowledge obtained during the course of our audit or otherwise appears to be materially misstated.

If, based on the work we have performed, we conclude that there is a material misstatement of this other information, we are required to report that fact. We have nothing to report in this regard.

Responsibility of Management for the Standalone Ind AS Financial Statements

The Company's Board of Directors is responsible for the matters stated in section 134(5) of the Companies Act, 2013 ("the Act") with respect to the preparation of these financial statements that give a true and fair view of the financial position, financial performance, changes in equity, and cash flows of the Company in accordance with the accounting principles generally accepted in India, including the accounting Standards specified under section 133 of the Act.

This responsibility also includes maintenance of adequate accounting records in accordance with the provisions of the Act for safeguarding of the assets of the Company and for preventing and detecting frauds and other irregularities; selection and application of appropriate implementation and maintenance of accounting policies; making judgments and estimates that are reasonable and prudent; and design, implementation and maintenance of adequate internal financial controls, that were operating effectively for ensuring the accuracy and completeness of the accounting records, relevant to the preparation and presentation of the standalone Ind AS financial statement that give a true and fair view and are free from material misstatement, whether due to fraud or error.

In preparing the standalone Ind AS financial statements, management is responsible for assessing the Company's ability to continue as a going concern, disclosing, as applicable, matters related to going concern and using the going concern basis of accounting unless management either intends to liquidate the Company or to cease operations, or has no realistic alternative but to do so.


Those Board of Directors are also responsible for overseeing the company's financial reporting process.

Auditor's Responsibility for the Audit of the Standalone Ind AS Financial Statements

Our objectives are to obtain reasonable assurance about whether the financial statements as a whole are free from material misstatement, whether due to fraud or error, and to issue an auditor's report that includes our opinion.

Reasonable assurance is a high level of assurance, but is not a guarantee that an audit conducted in accordance with SAs will always detect a material misstatement when it exists. Misstatements can arise from fraud or error and are considered material if individually or in

Certified True Copy



the aggregate, they could reasonably be expected to influence the economic decisions of users taken on the basis of these financial statements.

As part of an audit in accordance with SAs, we exercise professional judgment and maintain professional skepticism throughout the audit. We also:

- Identify and assess the risks of material misstatement of the financial statements, whether due to fraud or error, design and perform audit procedures responsive to those risks, and obtain audit evidence that is sufficient and appropriate to provide a basis for our opinion. The risk of not detecting a material misstatement resulting from fraud is higher than for one resulting from error, as fraud may involve collusion, forgery, intentional omissions, misrepresentations, or the override of internal control.
- Evaluate the appropriateness of accounting policies used and the reasonableness of accounting estimates and related disclosures made by management.
- Conclude on the appropriateness of management's use of the going concern basis of accounting and, based on the audit evidence obtained, whether a material uncertainty exists related to events or conditions that may cast significant doubt on the Company's ability to continue as a going concern. If we conclude that a material uncertainty exists, we are required to draw attention in our auditor's report to the related disclosures in the financial statements or, if such disclosures are inadequate, to modify our opinion. Our conclusions are based on the audit evidence obtained up to the date of our auditor's report. However, future events or conditions may cause the Company to cease to continue as a going concern.
- Evaluate the overall presentation, structure and content of the financial statements, including the disclosures, and whether the financial statements represent the underlying transactions and events in a manner that achieves fair presentation.

Materiality is the magnitude of misstatements in the standalone Ind AS financial statements that, individually or in aggregate, makes it probable that the economic decisions of a reasonably knowledgeable user of the standalone Ind AS financial statements may be influenced. We consider quantitative materiality and qualitative factors in (i) planning the scope of our audit work and in evaluating the results of our work; and (ii) to evaluate the effect of any identified misstatements in the standalone Ind AS financial statements.


We communicate with those charged with governance regarding, among other matters, the planned scope and timing of the audit and significant audit findings that we identify during our audit.

We also provide those charged with governance with a statement that we have complied with relevant ethical requirements regarding independence, and to communicate with them all relationships and other matters that may reasonably be thought to bear on our independence, and where applicable, related safeguards.

Other Matter

Audited Standalone financial statements of the Yatharth Hospital & Trauma Care Services Limited (formerly known as Yatharth Hospital & Trauma Care Services Private Limited) (the Company) as at and for the year ended March 31, 2021, March 31, 2020, March 31, 2019

Certified True Copy



were prepared in accordance with Indian GAAP, which had been approved by the Board of Directors at their meeting held on 29 July 2021, 12 December 2020 and 25 Sept 2019 respectively. In accordance with the ICDR Regulations, read with the Guidance Note on Report in Company Prospectuses (Revised 2019) issued by The Institute of Chartered Accountants of India, the Restated Special Purpose Financial Statements for the year ended March 31, 2021, March 31, 2020, March 31, 2019 were prepared after incorporating Ind AS adjustments (both re-measurements and reclassifications) to be made in accounting heads from their Accounting Standards values as on the date of transition i.e. April 01, 2018 following accounting policies (both mandatory exceptions and optional exemptions availed as per Ind AS 101) consistent with that used at the date of transition to Ind AS and Reaudited Restated Special Purpose Ind AS Financial Statements were approved by the Board of Directors of the company on 25th March 2022.

Now the Standalone Ind AS financial statements includes Five Balance Sheets i.e transition date opening balance sheet as at April 1, 2018, March 31, 2019, March 31, 2020, March 31, 2021 March 31, 2022, Four Statement of Profit and Loss, Statement of changes in equity and Statement of cash flows for the year ended sheet as at March 31, 2019, March 31, 2020, March 31, 2021 March 31, 2022 and notes to the standalone Ind AS financial statements, including a summary of significant accounting policies and other explanatory information, including Note No. 33 explaining First time adoption of Ind AS financial statements and reconciliation thereof with the previous Indian GAAP financial statements.



Our opinion is not qualified in respect of this matter.

Report on Other Legal and Regulatory Requirements

1. As required by Section 143 (3) of the Act, we report that:

- a) We have sought and obtained all the information and explanations which to the best of our knowledge and belief were necessary for the purposes of our audit.
- b) In our opinion, proper books of account as required by law have been kept by the Company so far as it appears from our examination of those books.
- c) The Balance Sheet, the Statement of Profit and Loss, Statement of changes in equity and the Cash Flow Statement dealt with by this Report are in agreement with the books of account.
- d) In our opinion, the aforesaid Standalone Ind AS financial statements comply with the Accounting Standards (Ind AS) prescribed under section 133 of the Act, read with Rule 7 of the Companies (Accounts) Rules, 2014.
- e) On the basis of the written representations received from the directors as on 31st March, 2022 taken on record by the Board of Directors, none of the directors is disqualified as on 31st March, 2022 from being appointed as a director in terms of Section 164 (2) of the Act.
- f) With respect to the adequacy of the internal financial controls over financial reporting of the Company and the operating effectiveness of such controls, refer to our separate Report in "Annexure A". Our report expresses an unmodified opinion on the adequacy and operating effectiveness of the Company's internal financial controls over financial reporting.

Certified True Copy



- g) With respect to the other matters to be included in the Auditor's Report in accordance with the requirements of section 197(16) of the Act, as amended:

In our opinion and to the best of our information and according to the explanations given to us, the remuneration paid by the Company to its directors during the year is in accordance with the provisions of section 197 of the Act.


- h) With respect to the other matters to be included in the Auditor's Report in accordance with Rule 11 of the Companies (Audit and Auditors) Rules, 2014, in our opinion and to the best of our information and according to the explanations given to us:

- i. The Company has disclosed the impact of pending litigations on its financial position in its standalone Ind AS financial statements - Refer Note 41 to the standalone financial statements.
- ii. The Company did not have any long-term contracts including derivative contracts for which there were any material foreseeable losses.
- iii. There are no amounts that were due for being transferred to the Investor Education and Protection Fund by the Company.
- iv. (a) The Management has represented that, to the best of its knowledge and belief, no funds (which are material either individually or in the aggregate) have been advanced or loaned or invested (either from borrowed funds or share premium or any other sources or kind of funds) by the Company to or in any other person or entity, including foreign entity ("Intermediaries"), with the understanding, whether recorded in writing or otherwise, that the Intermediary shall, whether, directly or indirectly lend or invest in other persons or entities identified in any manner whatsoever by or on behalf of the Company ("Ultimate Beneficiaries") or provide any guarantee, security or the like on behalf of the Ultimate Beneficiaries;

(b) The Management has represented, that, to the best of its knowledge and belief, no funds (which are material either individually or in the aggregate) have been received by the Company from any person or entity, including foreign entity ("Funding Parties"), with the understanding, whether recorded in writing or otherwise, that the Company shall, whether, directly or indirectly, lend or invest in other persons or entities identified in any manner whatsoever by or on behalf of the Funding Party ("Ultimate Beneficiaries") or provide any guarantee, security or the like on behalf of the Ultimate Beneficiaries;


(c) Based on the audit procedures that have been considered reasonable and appropriate in the circumstances, nothing has come to our notice that has caused us to believe that the representations under sub-clause (i) and (ii) of Rule 11(c), as provided under (a) and (b) above, contain any material misstatement.
- v. The company has not declared or paid any dividend during the year.

Certified True Copy



2. As required by the Companies (Auditor's Report) Order, 2020 ("the Order") issued by the Central Government in terms of Section 143(11) of the Act, and on the basis of such checks of the books and records of the Company as we considered appropriate and according to the information and explanations given to us, we give in "Annexure B" a statement on the matters specified in paragraphs 3 and 4 of the Order.

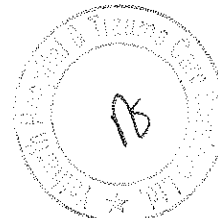
For R. NAGPAL ASSOCIATES
Chartered Accountants
Firm Registration No. 002626N


R. M.
(CA ROHIT MEHRA)
Partner
Membership No. 093910

UDIN: 22093910 AOH1 DS 4324

Place: Noida
Dated: 04.08.2022

Certified True Copy



ANNEXURE "A" TO THE INDEPENDENT AUDITOR'S REPORT

(Referred to in paragraph 1(f) under 'Report on Other Legal and Regulatory Requirements' of our report of even date)

Report on the Internal Financial Controls Over Financial Reporting under Clause (i) of Sub-section 3 of Section 143 of the Companies Act, 2013 ("the Act")

We have audited the internal financial controls over financial reporting of **Yatharth Hospital & Trauma Care Services Limited (Formerly Known as Yatharth Hospital & Trauma Care Services Pvt. Ltd.)** ("the Company") as of March 31, 2022 in conjunction with our audit of the Standalone Ind AS financial statements of the Company for the year ended on that date.

Management's Responsibility for Internal Financial Controls

The Company's management is responsible for establishing and maintaining internal financial controls based on the internal control over financial reporting criteria established by the Company considering the essential components of internal control stated in the Guidance Note on Audit of Internal Financial Controls Over Financial Reporting issued by the Institute of Chartered Accountants of India. These responsibilities include the design, implementation and maintenance of adequate internal financial controls that were operating effectively for ensuring the orderly and efficient conduct of its business, including adherence to company's policies, the safeguarding of its assets, the prevention and detection of frauds and errors, the accuracy and completeness of the accounting records, and the timely preparation of reliable financial information, as required under the Companies Act, 2013.


Auditor's Responsibility

Our responsibility is to express an opinion on the Company's internal financial controls over financial reporting based on our audit. We conducted our audit in accordance with the Guidance Note on Audit of Internal Financial Controls Over Financial Reporting (the "Guidance Note") issued by the Institute of Chartered Accountants of India and the Standards on Auditing prescribed under Section 143(10) of the Companies Act, 2013, to the extent applicable to an audit of internal financial controls. Those Standards and the Guidance Note require that we comply with ethical requirements and plan and perform the audit to obtain reasonable assurance about whether adequate internal financial controls over financial reporting was established and maintained and if such controls operated effectively in all material respects.

Our audit involves performing procedures to obtain audit evidence about the adequacy of the internal financial controls system over financial reporting and their operating effectiveness. Our audit of internal financial controls over financial reporting included obtaining an understanding of internal financial controls over financial reporting, assessing the risk that a material weakness exists, and testing and evaluating the design and operating effectiveness of internal control based on the assessed risk. The procedures selected depend on the auditor's judgement, including the assessment of the risks of material misstatement of the standalone Ind AS financial statements, whether due to fraud or error.

We believe that the audit evidence we have obtained is sufficient and appropriate to provide a basis for our audit opinion on the Company's internal financial controls system over financial reporting.

Certified True Copy



Meaning of Internal Financial Controls over Financial Reporting

A company's internal financial control over financial reporting is a process designed to provide reasonable assurance regarding the reliability of financial reporting and the preparation of standalone Ind AS financial statements for external purposes in accordance with generally accepted accounting principles. A company's internal financial control over financial reporting includes those policies and procedures that (1) pertain to the maintenance of records that, in reasonable detail, accurately and fairly reflect the transactions and dispositions of the assets of the company; (2) provide reasonable assurance that transactions are recorded as necessary to permit preparation of financial statements in accordance with generally accepted accounting principles, and that receipts and expenditures of the company are being made only in accordance with authorisations of management and directors of the company; and (3) provide reasonable assurance regarding prevention or timely detection of unauthorised acquisition, use, or disposition of the company's assets that could have a material effect on the financial statements.

Inherent Limitations of Internal Financial Controls over Financial Reporting

Because of the inherent limitations of internal financial controls over financial reporting, including the possibility of collusion or improper management override of controls, material misstatements due to error or fraud may occur and not be detected. Also, projections of any evaluation of the internal financial controls over financial reporting to future periods are subject to the risk that the internal financial control over financial reporting may become inadequate because of changes in conditions, or that the degree of compliance with the policies or procedures may deteriorate.


Opinion

In our opinion, to the best of our information and according to the explanations given to us, the Company has, in all material respects, an adequate internal financial controls system over financial reporting and such internal financial controls over financial reporting were operating effectively as at March 31, 2022, based on the internal control over financial reporting criteria established by the Company considering the essential components of internal control stated in the Guidance Note on Audit of Internal Financial Controls Over Financial Reporting issued by the Institute of Chartered Accountants of India.

For R. NAGPAL ASSOCIATES

Chartered Accountants

Firm Registration No. 002626N



(CA ROHIT MEHRA)
Partner
Membership No. 093910

UDIN: 22093910A0H1DS4324

Place: Noida

Dated: 04.08.2022

Certified True Copy




ANNEXURE referred to in paragraph 2 of our report of even date to the members of **Yatharth Hospital & Trauma Care Services Limited (Formerly Known as Yatharth Hospital & Trauma Care Services Pvt. Ltd.)** on the accounts of the Company for the year ended 31st March 2022.

On the basis of such checks as we considered appropriate and according to the information and explanation given to us during the course of our audit, we report that:

- (i) (a) (A) The Company is maintaining proper records showing full particulars, including quantitative details and situation of Property, Plant and Equipment.
- (B) The Company does not have any Intangible assets, therefore the Clause 3(i)(a) (B) is not applicable.
- (b) A substantial portion of the Property, Plant and Equipment have been physically verified by the management during the year and to the best of our knowledge and information given to us, no material discrepancies were identified on such verification.
- (c) The title deeds of immovable properties are held in the name of the company.
- (d) The Company has not revalued its properties, plant and equipment, therefore the Clause 3(i)(d) is not applicable.
- (e) As informed, the Company, no proceedings have been initiated or are pending against the company for holding any benami property under the Benami Transactions (Prohibition) Act, 1988 (45 of 1988) and rules made thereunder, therefore the Clause 3(i)(e) is not applicable.
- (ii) (a) As explained to us, the inventories were physically verified during the year by the Management and no material discrepancies were noticed on such physical verification.
- (b) The Company has been sanctioned working capital limits in excess of ₹ 5 crore, in aggregate, during the year, from banks or financial institutions on the basis of security of current assets and quarterly returns or statements filed by the company with such banks or financial institutions are in agreement with the books of account of the Company
- (iii) The Company has made investments in, companies and granted unsecured loans to subsidiaries, during the year, in respect of which:
- (a) During the year the company has given corporate guarantee for loan taken by its subsidiary companies AKS Medical & Research Centre Private Limited and Ramraja Multispeciality Hospital & Trauma Centre Pvt Ltd.

Certified True Copy



- A) The aggregate amount of guarantee as at the end of the year was Rs. 1,390.60 millions, and balance outstanding at the balance sheet date with respect to such loans or advances and guarantees or security to subsidiaries, joint ventures and associates Rs. 1,154.10 millions on the reporting date;
- B) The aggregate amount during the year, and balance outstanding at the balance sheet date with respect to such loans or advances and guarantees or security to parties other than subsidiaries, joint ventures and associates was NIL.
- (b) The investments made, guarantees provided, security given and conditions of the grant of all loans and advances in the nature guarantees provided are not prejudicial to the company's interest:
- (c) In respect of loans and advances in the nature of loans, the schedule of repayment of principal and payment of interest has not been stipulated, but the repayments or receipts are regular.
- (d) There are no amounts overdue on the reporting date:
- (e) No loan or advance in the nature of loans granted which has fallen due during the year, has been renewed or extended or fresh loans granted to settle of existing loans given to the same parties:
- (f) The company has extended loan amounting to Rs. 268.34 million to its subsidiary company M/s Ramraja Multispeciality Hospital & Trauma Centre Pvt Ltd and Rs. 1.03 Million to its fellow subsidiary, M/s Sanskar Medica India Limited either repayable on demand or without specifying any terms or period of repayment. Which amounts to 91.93% thereof to the total loans granted, aggregate amount of loans granted to Promoters, related parties as defined in clause (76) of section 2 of the Companies Act, 2013.
- (iv) In our opinion and according to the information and explanations given to us, in respect of loans, investments, guarantees, and security, given the provisions of sections 185 and 186 of the Companies Act have been complied with.
- (v) The Company has not accepted any deposits from the public. Accordingly, the provisions of clause 3(v) of the Order are not applicable to the Company.
- (vi) The maintenance of cost records has been specified by the Central Government under section 148(1) of the companies Act 2013. We have broadly reviewed the cost records maintained by the company pursuant to the companies (Cost Records and Audit) Rules 2014, as amended prescribed by the Central Government under sub section (1) of section 148 of the Companies Act 2013, and are of the opinion that, prima facie, the prescribed cost records have been made and maintained. We have, however, not made a detailed examination of the cost records with a view to determine whether they are accurate and complete. The cost audit report for the FY 2021-22 was yet to be concluded at the time of submission of our report.

Certified True Copy



(vii) (a) As per records produced before us and according to the information and explanations given to us the Company is generally regular in depositing undisputed statutory dues applicable to it like, Income-tax etc, and other material statutory dues applicable to it with the appropriate authorities, and there were no arrears of such dues at the end of the year which have remained outstanding for a period of more than six months from the date they became payable.

(b) As per records produced before us and according to the information and explanations given to us there are no dues of Income-tax, Sales-tax, Wealth tax, Service Tax, Customs duty, Excise Duty, Value Added Tax or Cess which have not been deposited on account of any dispute.

(viii) There were no transactions relating to previously unrecorded income that have been surrendered or disclosed as income during the year in the tax assessments under the Income Tax Act, 1961 (43 of 1961).

(ix) (a) In our opinion and according to the information and explanations given to us, the Company has not defaulted in the repayment of loans or borrowings to banks at the end of the year. The Company did not have dues to financial institutions, government and to debenture holders

(b) The Company has not been declared willful defaulter by any bank or financial institution or government or any government authority at the end of the year.

(c) The Company has applied term loans for the purpose for which the loans were obtained.

(d) On an overall examination of the financial statements of the Company, funds raised on short-term basis have, prima facie, not been used during the year for long-term purposes by the Company.

(e) On an overall examination of the financial statements of the Company, the Company has not taken any funds from any entity or person on account of or to meet the obligations of its subsidiaries.

(f) The company has not raised loans during the year on the pledge of securities held in its subsidiaries.

(x) (a) The Company has not raised moneys by way of initial public offer or further public offer (including debt instruments) during the year and hence reporting under clause 3(x)(a) of the Order is not applicable.

(b) During the year, the Company has not made any preferential allotment or private placement of shares or convertible debentures (fully or partly or optionally) and hence reporting under clause 3(x)(b) of the Order is not applicable.

(xi) Based upon the audit procedures performed for the purpose of reporting the true and fair view of the financial statements and as per the information and explanations given

Certified True Copy

True Copy



by the management, we report that no fraud by the company or any fraud on the Company by its officers or employees has been noticed or reported during the course of our audit and clause 3(x)(b) and (c) of the Order are not applicable.



- (xii) In our opinion, the Company is not a nidhi Company. Accordingly, the provisions of clause 3(xii) of the Order are not applicable to the Company.
- (xiii) Based on information and explanations given to us by the management, all transactions with the related parties are in compliance with section 177 and 188 of the Act, where applicable and the details have been disclosed in the financial Statements as required by the applicable accounting standards.
- (xiv) (a) In our opinion the Company has an adequate internal audit system commensurate with the size and the nature of its business;
- (b) We have considered, the internal audit reports for the year under audit, issued to the Company during the year and till date, in determining the nature, timing and extent of our audit procedures.
- (xv) In our opinion and according to the information and explanations given to us, the company has not entered into any non-cash transaction with directors or person connected with him which is covered by Section 192 of the Act. Accordingly, the provisions of clause 3(xv) of the Order are not applicable to the Company.
- (xvi) In our opinion and according to the information and explanations given to us, the company is not required to be registered under section 45 IA of the Reserve Bank of India Act, 1934. Accordingly, the provisions of clause 3(xvi) of the Order are not applicable to the Company.
- (xvii) The company has not incurred cash loss during the current year as well as in the immediately preceding financial year.
- (xviii) The previous auditor had resigned as they did not have the Peer Review -Level-1 certification necessary for the auditor of a company approaching financial market, and further there were no objections or concerns raised by the outgoing auditor.
- (xix) On the basis of the financial ratios, ageing and expected dates of realisation of financial assets and payment of financial liabilities, other information accompanying the financial statements and our knowledge of the Board of Directors and Management plans and based on our examination of the evidence supporting the assumptions, nothing has come to our attention, which causes us to believe that any material uncertainty exists as on the date of the audit report indicating that Company is not capable of meeting its liabilities existing at the date of balance sheet as and when they fall due within a period of one year from the balance sheet date. We, however, state that this is not an assurance as to the future viability of the Company. We further state that our reporting is based on the facts up to the date of the audit report and we neither give any guarantee nor any assurance that all liabilities falling due within a period of one year from the balance sheet date, will get discharged by the Company as and when they fall due.

Certified True Copy



(xx) There are no unspent amounts towards Corporate Social Responsibility (CSR) at the year end. Accordingly, reporting under clause 3(xx)(a) and (b) of the Order is not applicable for the year.


For R. NAGPAL ASSOCIATES
Chartered Accountants
Firm Registration No. 002626N



(CA ROHIT MEHRA)
Partner
Membership No. 093910

Place: Noida
Dated: 04.08.2022

UDIN 22093910A0H1DS4324

Certified True Copy



YATHARTH HOSPITAL & TRAUMA CARE SERVICES LIMITED
Formerly Known as Yatharth Hospital & Trauma Care Services Pvt. Ltd.
CIN:U85110DL2008PLC174706
STANDALONE BALANCE SHEET AS AT MARCH 31, 2022

(Rs. In Millions)

Particulars	Note No.	Figures as at March 31, 2022	Figures as at March 31, 2021	Figures as at March 31, 2020	Figures as at March 31, 2019	Figures as at 1st April, 2018
ASSETS						
1 Non-current assets						
(a) Property, Plant and Equipment	2	1,167.69	1,246.21	1,344.15	1,460.72	467.40
(b) Capital work in progress	3	-	-	-	-	831.56
(c) Right-of-use of assets	32	56.12	75.63	96.21	116.97	-
(d) Financial Assets						
(i) Investments	4	468.83	341.92	330.61	280.61	185.43
(ii) Other Financial Assets	5	9.06	6.21	5.00	4.69	14.57
(iii) Other Non Current Assets	6	48.50	53.80	60.02	31.92	17.80
Total non-current assets		1,750.20	1,723.76	1,835.99	1,894.91	1,516.76
2 Current assets						
(a) Inventories	7	23.52	27.39	25.76	22.61	20.31
(b) Financial Assets						
(i) Trade receivables	8	763.34	516.72	167.85	119.27	86.73
(ii) Cash and cash equivalents	9	14.90	6.29	12.84	2.70	57.01
(iii) Bank Balance other than (ii) above	10	3.40	1.50	1.42	1.31	1.36
(c) Current Tax assets (Net)	11	-	18.06	45.95	25.67	14.86
(d) Other Current assets	12	303.33	21.01	8.45	10.79	10.84
Total current assets		1,108.49	390.98	262.28	182.35	191.10
Total Assets		2,858.69	2,114.74	2,098.27	2,077.26	1,707.87
EQUITY AND LIABILITIES						
1 Equity						
(a) Equity Share Capital	13	655.17	163.79	163.79	163.79	158.97
(b) Other Equity	14	461.94	529.77	406.32	393.49	309.16
Equity attributable to the owners of the company		1,117.11	693.56	570.11	557.29	468.13
2 Non-current liabilities						
(a) Financial liabilities						
(i) Borrowings	15	700.55	917.27	882.10	995.15	917.55
(ia) Lease Liabilities	32	36.74	54.76	73.02	90.46	-
(ii) Other financial liabilities (net)	16	56.10	56.10	37.40	-	-
(b) Provisions	17	7.97	0.41	0.33	0.23	0.18
(c) Deferred tax liabilities (Net)	18	49.45	39.57	15.85	13.10	14.77
Total non-current liabilities		850.81	1,068.11	1,009.70	1,098.94	932.51
3 Current liabilities						
(a) Financial liabilities						
(i) Borrowings	19	391.42	112.64	236.53	187.69	167.00
(ia) Lease Liabilities	32	19.12	18.26	17.44	16.66	-
(ii) Trade payables	20					
(a) Total outstanding dues of Micro Enterprises and Small Enterprises		22.81	-	-	-	-
(b) Total outstanding dues of creditors other than Micro Enterprises and Small Enterprises		138.08	128.28	121.60	125.40	60.94
(iii) Other financial liabilities	21	101.71	71.68	98.24	63.06	68.39
(b) Other current liabilities	22	155.54	22.16	44.59	28.22	10.89
(c) Provisions	23	62.10	0.06	0.04	0.00	0.00
Total current liabilities		890.78	353.08	518.45	421.03	307.23
Total Equity and Liabilities		2,858.69	2,114.74	2,098.27	2,077.26	1,707.87

Summary of significant accounting policies
The note nos. 1 to 54 are integral part of the standalone financial statements.

As per our report of even date

For R. Nagpal Associates
CHARTERED ACCOUNTANTS
Firm Registration No. 002626N

(Rohat Mehra)
Partner
M. No. 093910
Place: Noida
Dated: 04/08/2022



On behalf of the Board of Directors
Yatharth Hospital & Trauma Care Services Limited

Dr. Ajay Kumar Tyagi
Director
DIN: 01792886

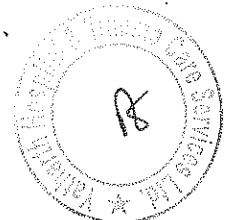
Ritesh Mishra
Co. Secretary & Compliance Officer
M. No 31166



Dr. Kapil Kumar
Director
DIN: 01818736

Parul Prabhakar
Chief Financial Officer
AGFFP2937A

Certified True Copy



YATHARTH HOSPITAL & TRAUMA CARE SERVICES LIMITED

Formerly Known as Yatharth Hospital & Trauma Care Services Pvt. Ltd.

CIN:U85110DL2008PLC174706

STANDALONE STATEMENT OF PROFIT AND LOSS FOR THE YEAR ENDED MARCH 31, 2022

(Rs. In Millions)


Particulars	Note No	Figures for the year ended March 31, 2022	Figures for the year ended March 31, 2021	Figures for the year ended March 31, 2020	Figures for the year ended March 31, 2019
I Revenue from operations	24	2,985.90	1,647.28	1,327.05	1,018.33
II Other income	25	12.71	5.10	1.40	2.39
III Total income (I+II)		2,998.61	1,652.38	1,328.46	1,020.72
IV Expenses:					
Cost of Material Consumed	26	591.55	303.99	252.38	194.86
Employee benefits expense	27	611.62	349.63	246.04	204.70
Finance cost	28	119.62	121.20	139.89	62.91
Depreciation and amortization expenses	29	131.65	144.25	168.72	83.81
Other expenses	30	940.98	555.66	499.60	423.14
Total expenses		2,395.42	1,474.74	1,306.63	969.42
V Profit/(Loss) before exceptional items and tax (III-IV)		603.19	177.64	21.83	51.30
VI Exceptional items (Net) (Gain)/Loss		-	-	-	-
VII Profit/(Loss) before tax (V-VI)		603.19	177.64	21.83	51.30
VIII Tax expense:					
(1) Current tax		173.53	31.50	5.22	12.08
(2) Income tax of earlier years		-	-	-	-
(3) MAT credit availed/reversed		15.04	2.25	(5.22)	(12.08)
(4) Deferred tax (net)		(6.26)	20.46	8.97	10.40
Total tax expenses		182.32	54.21	8.97	10.40
IX Profit/(Loss) for the period (VII-VIII)		420.87	123.43	12.85	40.90
X Other comprehensive income					
(a)(i) Items that will not be reclassified to profit or loss		-	-	-	-
(ii) Income tax relating to items that will not be reclassified to profit or loss		-	-	-	-
(b) (i) Items that will be reclassified to profit or loss		3.77	0.02	(0.04)	0.04
(ii) Income tax relating to items that will be reclassified to profit or loss		(1.10)	(0.01)	0.01	(0.01)
Other comprehensive income for the period		2.67	0.02	(0.03)	0.03
Total comprehensive income (IX+X) (Comprising Profit/(Loss) and Other Comprehensive Income for the period)		423.55	123.45	12.83	40.93
XI Earnings per equity share					
(1) Basic	31	6.46	1.88	0.20	0.64
(2) Diluted		6.46	1.88	0.20	0.64

Summary of significant accounting policies
The note nos. 1 to 54 are integral part of the standalone financial statements.


As per our report of even date

For R.Nagpal Associates
CHARTERED ACCOUNTANTS
Firm Registration No.002626N

On behalf of the Board of Directors
Yatharth Hospital & Trauma Care Services Limited


(Rohit Mehra)
Partner
M.No.093910
Place: Noida
Dated: 04/08/2022





Dr. Ajay Kumar Tyagi
Director
DIN:01792886





Dr. Kapil Kumar
Director
DIN: 01818736


Ritesh Mishra
Co. Secretary & Compliance Officer
M. No 51166


Pankaj Prabhakar
Chief Financial Officer
AGFPP2937A

Certified True Copy



YATHARTH HOSPITAL & TRAUMA CARE SERVICES LIMITED
Formerly Known as Yatharth Hospital & Trauma Care Services Pvt. Ltd.
STANDALONE STATEMENT OF CASH FLOW FOR THE YEAR ENDED March 31, 2022

(Rs. in Millions)

Particulars	Figures for the year ended March 31, 2022	Figures for the year ended March 31, 2021	Figures for the year ended March 31, 2020	Figures for the year ended March 31, 2019
A. Net cash flow from operating activities				
Profit before tax and exceptional items	603.19	177.64	21.83	51.30
Adjustments for:				
Depreciation and Amortisation expense	131.65	144.25	168.72	83.81
Finance costs	119.62	121.20	139.89	62.91
Interest Income	(5.86)	(0.32)	(0.30)	(0.73)
Operating profit before working capital changes	848.60	442.77	330.13	197.29
Working capital adjustments				
(Increase)/Decrease in Trade receivables	(446.62)	(148.87)	(48.58)	(32.54)
(Increase)/Decrease in Inventories	3.87	(1.62)	(3.15)	(2.31)
(Increase)/Decrease in Financial Assets and other Current and Non-Current Assets	(257.11)	(7.55)	(26.08)	(4.18)
Increase (Decrease) in Financial Liabilities & Other Current and Non-Current Liabilities	196.03	(23.62)	85.16	76.46
Increase (Decrease) in Short Term and Long Term Provisions	11.32	0.11	0.11	0.09
Cash generated from operations	356.08	261.22	337.89	234.80
Income tax (paid)/Refund (net)	(93.42)	(3.60)	(25.50)	(22.89)
Net cash inflow from (used in) operating activities---'A'	262.67	257.62	312.09	211.91
B. Cash flow from investing activities				
Purchase of Property, plant and equipment including capital work in progress and capital advances and capital creditors	(56.38)	(25.72)	(31.39)	(362.54)
Investment in Subsidiary	(126.91)	(11.31)	(50.00)	(95.19)
Interest and Dividend Income	5.86	0.32	0.30	0.73
Investment in bank deposits having original maturity of more than three months	(1.90)	(0.09)	(0.11)	0.05
Net cash used in investing activities---'B'	(179.33)	(36.80)	(81.20)	(456.95)
C. Cash flow from Financing activities				
Proceeds from Long term borrowings and short term borrowings				
Interest & financial charges paid	(119.62)	(121.20)	(139.89)	(62.91)
Net Movement of Long Term Borrowings and short term borrowings	62.06	(88.73)	(64.21)	98.29
Payment of lease liability	(17.17)	(17.44)	(16.66)	107.12
Issue of share including premium				48.23
Net cash used in financing activities---'C'	(74.73)	(227.37)	(220.75)	190.72
Net increase/(Decrease) in cash or cash equivalent (A+B+C)	8.61	(6.55)	10.14	(54.31)
Cash & cash equivalent at the commencement of the period	6.29	12.84	2.70	57.01
Cash & cash equivalent at the end of the period	14.90	6.29	12.84	2.70
Reconciliation of cash and cash equivalents as per the cash flow statement	14.90	6.29	12.84	2.70
Cash and cash equivalents (note no. 9)				

For R. Nagpal Associates
CHARTERED ACCOUNTANTS
Firm Registration No.002626N

(Rohit Mehra)
Partner
M.No.092910
Place: Noida
Dated: 04/08/2022



On behalf of the Board of Directors
Yatharth Hospital & Trauma Care Services Limited

Dr. Ajay Kumar Tyagi
Director
DIN:01792886



Dr. Kapil Kumar
Director
DIN: 01818736

Ritesh Mishra
Co. Secretary & Compliance Officer
M. No 51156

Parikaj Prabhakar
Chief Financial Officer
AGPPP2937A

Certified True Copy



YATHARTH HOSPITAL & TRAUMA CARE SERVICES LIMITED

(Formerly known as Yatharth Hospital & Trauma Care Services Pvt. Ltd.)

Statement of changes in Equity

(Rs. in Millions)

Particulars	Equity Share Capital	Securities Premium Account	Retained Earnings	Other Comprehensive Income	Equity attributable to shareholders of the company
Balance at 1st April, 2015	158.97	133.20	186.19	-	478.36
Changes in Equity Share Capital Due to Prior period Errors	-	-	(10.23)	-	(10.23)
Restated Balances at the Beginning of the year	158.97	133.20	175.96	-	468.13
Issue of Share Capital	4.82	43.40	-	-	48.22
Surplus in the statement of profit and loss transferred during the year	-	-	40.90	-	40.90
Total Comprehensive Income for the current year	-	-	-	0.03	0.03
Balance at 31st March, 2019	163.79	176.60	216.86	0.03	557.29
Balance at 1st April, 2019	163.79	176.60	216.86	0.03	557.29
Changes in Equity Share Capital Due to Prior period Errors	-	-	-	-	-
Restated Balances at the Beginning of the year	163.79	176.60	216.86	0.03	557.29
Surplus in the statement of profit and loss transferred during the year	-	-	12.85	-	12.85
Total Comprehensive Income for the current year	-	-	-	(0.03)	(0.03)
Balance at 31st March, 2020	163.79	176.60	229.71	0.00	570.11
Balance at 1st April, 2020	163.79	176.60	229.71	0.00	570.11
Changes in Equity Share Capital Due to Prior period Errors	-	-	-	-	-
Restated Balances at the Beginning of the year	163.79	176.60	229.71	0.00	570.11
Surplus in the statement of profit and loss transferred during the year	-	-	123.43	-	123.43
Total Comprehensive Income for the current year	-	-	-	0.02	0.02
Balance at 31st March, 2021	163.79	176.60	353.14	0.02	693.56
Balance at 1st April, 2021	163.79	176.60	353.14	0.02	693.56
Changes in Equity Share Capital Due to Prior period Errors	-	-	-	-	-
Restated Balances at the Beginning of the year	163.79	176.60	353.14	0.02	693.56
Surplus in the statement of profit and loss transferred during the year	-	-	420.87	-	420.87
Total Comprehensive Income for the current year	-	-	-	2.67	2.67
Remeasurement of defined benefit liability (net of tax)	-	-	-	-	-
Issue of Bonus Shares	491.38	(176.60)	(314.77)	-	-
Balance at 31st March, 2022	655.17	-	459.24	2.70	1,117.11

For Reserves see Note No-14

Significant Accounting Policies

The accompanying notes are integral part of the financial statements.
As per our report of even date attached to the financial statement

For R.Nagpal Associates
Chartered Accountants
Firm Registration No. 002626N

(Rohit Mehra)
Partner
Membership No. 093910
Place: Noida
Dated: 04/08/2022



For and on behalf of the Board
Yatharth Hospital & Trauma Care Services Limited.

Dr. Ajay Kumar Tyagi
Director
DIN:01792886

Ritesh Mishra
Co. Secretary & Compliance Officer
M. No 51166

Dr. Kapil Kumar
Director
DIN: 01816736

Paresh Prabhakar
Chief Financial Officer
ACFPP2937A



Certified True Copy



Yatharth Hospital & Trauma Care Services Limited
(Formerly Known as Yatharth Hospital & Trauma Care Services Pvt. Ltd.)
CIN:U85110DL2008PTC174706

Significant Accounting Policies for Standalone Financial Statements as at 31st March, 2022.

1. Significant Accounting Policies

1.1 About the company

Yatharth Hospital & Trauma Care Services Limited ("The Company") (Formerly Known as Yatharth Hospital & Trauma Care Services Pvt. Ltd.) was incorporated in New Delhi on 28th February 2008. The Company has its registered office at JA, 108 DLF, Tower A, Jasola District, Centre South Delhi 110025. The company has its corporate office at Sector 1, Greater Noida (West), Uttar Pradesh 201308.

1.2 Nature of Operations

The company is engaged in the business of providing healthcare services, operating hospitals and other allied services, as may be required for the provision of healthcare services. The Company has one hospital each in Noida and Greater Noida.

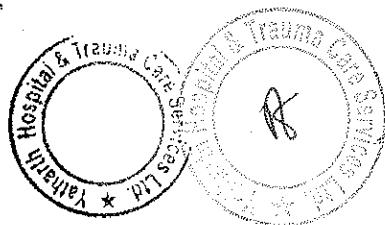
1.3 Basis of preparation

a) Basis of preparation of financial statements:

The Company has adopted accounting policies that comply with Indian Accounting standards (Ind AS) notified by Ministry of Corporate Affairs vide notification dated 16 February 2015 under section 133 of the Companies Act 2013, as required by the relevant applicability provisions prescribed in the same notification. Accounting policies have been applied consistently to all periods presented in these financial statements. The financial statements referred hereinafter have been prepared in accordance with the requirements and instructions of Schedule III to the Companies Act 2013, amended from time to time applicable to companies to whom Ind AS applies.

The Company's financial statements have been prepared in accordance with the Ind AS prescribed. The preparation of the Company's financial statements in conformity with Indian Accounting Standard requires the Company to exercise its judgment in the process of applying the accounting policies. It also requires the use of accounting estimates and assumptions that effect the reported amounts of assets and liabilities at the date of the financial statements. These estimates and assumptions are assessed on an ongoing basis and are based on experience and relevant factors, including expectations of future events that are believed to be reasonable under the

True Copy



circumstances and presented under the historical cost convention on accrual basis of accounting.

1.4 Revenue Recognition

The Company's revenue from medical and healthcare services comprises of income from hospital services and sale of pharmacy items.

Revenue from contracts with customers is recognised when control of the goods or services are transferred to the customer at an amount that reflects the consideration to which the company expects to be entitled in exchange for those goods or services.

Income from hospital services comprises of fees charged for inpatient and outpatient hospital services. The performance obligations for this stream of revenue include accommodation, surgery, medical/clinical professional services, food and beverages, investigations and supply of pharmaceutical and related products.

Revenue is measured based on the transaction price, which is the fixed consideration adjusted for components of variable consideration which constitutes discounts, estimated disallowances and any other rights and obligations as specified in the contract with the customer. Revenue also excludes taxes collected (if any) from customers and deposited back to the respective statutory authorities.

Revenue is recognised at the point in time for the outpatient hospital services when the related services are rendered at the transaction price. With respect to the inpatients hospital services the revenue is recognized at the transaction price on such patients when the hospital services are rendered completely.

Revenue from sale of pharmacy and food and beverages (other than hospital services), where the performance obligation is satisfied at a point in time, is recognised when the control of goods is transferred to the customer.


The company applies the most likely amount method or the expected value method to estimate the variable consideration in the contract. The selected method that best predicts the amount of variable consideration is primarily driven by the number of volume thresholds contained in the contract. The most likely amount is used for those contracts with a single volume threshold, while the expected value method is used for those with more than one volume threshold. The company then applies the requirements on constraining estimates in order to determine the amount of variable consideration that can be included in the transaction price and recognised as revenue.

Contract assets represents value to the extent of medical and healthcare services rendered to the patients who are undergoing treatment/ observation on the balance sheet date and is not billed as at the balance sheet date.

Certified True Copy



f



Other Income

Interest on deposits, loans and debt instruments are measured at amortized cost. Interest income is recorded using the Effective Interest Rate (EIR). EIR is the rate that exactly discounts the estimated future cash payments or receipts over the expected life of the financial instrument or a shorter period, where appropriate, to the gross carrying amount of the financial asset or to the amortized cost of a financial liability. Other Income includes rental income, being recognized on due basis and sale at canteen to employee and others; which is recognized at a point of sale.

1.5 Property, Plant and Equipment

Property, Plant and Equipment (PPE) are stated at original cost of acquisition including incidental expenses and all the borrowing costs, which are directly attributable to the acquisition of assets and installation of the concerned assets. PPE are shown net of accumulated depreciation.



The Company has elected to continue with the carrying value for all of its Property, Plant and Equipment recognised as of April 01, 2018 (date of transition to Ind AS) measured as per the previous GAAP and used that carrying value as its deemed cost as at the date of transition.

Capital work in progress is stated at cost, net of accumulated impairment loss, if any.

Depreciation has been charged as per new rules as provided by The Companies Act, 2013. For PPE acquired during the year, depreciation is provided on pro rata basis from the date the assets were put to use. The carrying amount of a property, plant and equipment is de-recognised when no future economic benefits are expected from its use or on disposal. Assets taken on long term lease are amortized over the balance period of lease.

Depreciation on property, plant and equipment is provided on written down value method based on estimated useful life of assets as prescribed in part C of schedule II to the Companies Act, 2013.

Certified True Copy



Assets	Useful Lives
Building	60 Years
Plant and Machinery	13-15 years
Furniture and Fittings	8 years
Air-Conditioners	10 years
Electric installations	10 years
Office Equipments	5 years
Vehicles	8 years
Computers	3 years

The property, plant and equipment acquired under finance leases, if any, is depreciated over the asset's useful life or over the shorter of the asset's useful life and the lease term, if there is no reasonable certainty that the Company will obtain ownership at the end of the lease term.

Freehold land is not depreciated. Lease hold land is depreciated over the balance period of lease, once the building or any other asset erected over such period of land is put to use.

Based on the planned usage of certain specific assets and technical assessment, the management has estimated the useful lives of Property, plant and equipment as below:

- Individual asset not exceeding Rs. 5,000 have been fully depreciated in the year of purchase.
- Leasehold improvements are amortised over the period of the lease or estimated useful life, whichever is shorter.

The residual values, useful lives, and methods of depreciation of property, plant and equipment are reviewed at each financial year end and adjusted prospectively, if appropriate.

Certified True Copy



1.6 Taxes on Income

Tax Expenses:

Income Tax expense comprises of current tax and deferred tax charge or credit. Provision for current tax is made with reference to taxable income computed for the financial year for which the financial statements are prepared by applying the tax rates as applicable.

Current Tax-Current Income tax relating to items recognized outside the profit and loss is recognized outside the profit and loss (either in other comprehensive income or in other component of equity)


MAT- Minimum Alternate Tax (MAT) paid in a year is charged to the Statement of Profit and Loss as current tax. The company recognizes MAT credit available as an asset only to the extent there is convincing evidence that the company will pay normal income tax during the specified period, i.e., the period for which MAT Credit is allowed to be carried forward. In the year in which the Company recognizes MAT Credit as an asset in accordance with the Guidance Note on Accounting for Credit Available in respect of Minimum Alternate Tax under the Income Tax Act, 1961, the said asset is created by way of credit to the statement of Profit and Loss and shown as "MAT Credit Entitlement." The Company reviews the "MAT Credit Entitlement" asset at each reporting date and writes down the asset to the extent the company does not have convincing evidence that it will pay normal tax during the sufficient period.

Deferred Tax:-Deferred tax is provided using the liability method on temporary differences at the reporting date between the tax bases of assets and liabilities and their carrying amounts for financial reporting purpose at reporting date i.e. timing difference between taxable income and accounting income. Deferred income tax assets and liabilities are measured using tax rates and tax laws that have been enacted or substantively enacted by the balance sheet date and are expected to apply to taxable income in the years in which those temporary differences are expected to be recovered or settled. The effect of changes in tax rates on deferred income tax assets and liabilities is recognized as income or expense in the period that includes the enactment or the substantive enactment date. A deferred income tax asset is recognized to the extent that it is probable that future taxable profit will be available against which the deductible temporary differences and tax losses can be utilized.

The carrying amount of deferred tax assets is reviewed as at each balance sheet date and reduced to the extent that it is no longer probable that sufficient taxable profit will not be available against which deferred tax asset to be utilized. Unrecognized deferred tax assets are re-assessed at each reporting date and are



Certified Copy



recognized to the extent that it has become probable that future taxable profits will allow the deferred tax asset to be recovered.

Deferred tax assets are recognized for the unused tax credit to the extent that it is probable that taxable profits will be available against which the losses will be utilized. Significant management judgement is required to determine the amount of deferred tax assets that can be recognized, based upon the likely timing and the level of future taxable profits.

Deferred tax relating to items recognised outside profit or loss is recognised outside profit or loss (either in other comprehensive income or in equity). Deferred tax items are recognised in correlation to the underlying transaction either in OCI or directly in equity.

1.7 Borrowing Costs

Borrowing costs directly attributable to the acquisition, construction or production of an asset that necessarily takes a substantial period of time to get ready for its intended use or sale are capitalised as part of the cost of the asset. All other borrowing costs are expensed in the period in which they occur. Borrowing costs consist of interest and other costs that an entity incurs in connection with the borrowing of funds.

1.8 Leases


Right of Use Assets

The Company recognizes a right-of-use asset, on a lease-by-lease basis, to measure that right-of-use asset an amount equal to the lease liability, adjusted by the amount of any prepaid or accrued lease payments relating to that lease recognised in the balance sheet immediately before the date of initial application.

The cost of right-of-use assets includes the amount of lease liabilities recognised. Initial direct costs incurred and lease payments made at or before the commencement date less any lease incentives received, the recognized right-of-use assets are depreciated on a straight-line basis over the shorter of its estimated useful life and the lease term. Right-of-use assets are subject to impairment test.

Lease Liabilities

The Company recognise a lease liability at the present value of the remaining lease payments, discounted using the lessee's incremental borrowing rate. The lease payments include fixed payments (including in-substance fixed payments) less any lease incentives receivable, variable lease payments that depend on a lease-by-lease basis. In calculating the present value of lease payments, the Company uses the incremental borrowing rate at the lease commencement date if the interest rate implicit in the lease is not readily determinable.



Short-term Leases and leases of low-value assets

The company applies the short-term lease recognition exemption to its short-term leases (i.e., those leases that have a lease term of 12 months or less from the commencement date and do not contain a purchase option). It also applies the lease of low-value assets recognition exemption to leases that are considered of low value. Lease payments on short-term leases and leases of low-value assets are recognised as expense on a straight-line basis over the lease term.

1.9 Inventory

Inventories are stated at lower of cost or net realisable value. Cost of Inventories comprises of cost of purchase, cost of conversion and other costs incurred in bringing the inventories to their present location and condition. Closing stock cost is determined on FIFO basis.

1.10 Employee Benefits

The undiscounted amount of short-term employee benefits i.e. wages and salaries, bonus, incentive and annual leave etc. expected to be paid in exchange for the service rendered by employees are recognized as an expense except in so far as employment costs may be included within the cost of an asset during the period when the employee renders the services.

Retirement benefit in the form of provident fund and pension contribution is a defined contribution scheme and is recognized as an expense except in so far as employment costs may be included within the cost of an asset.

Gratuity is a defined benefit obligation. The liability is provided for on the basis of actuarial valuation made at the end of each financial year. The actuarial valuation is done as per Projected Unit Credit method.

Re-measurements, comprising of actuarial gains and losses, the effect of the asset ceiling, excluding amounts included in net interest on the net defined benefit liability and the return on plan assets (excluding amounts included in net interest on the net defined benefit liability), are recognised immediately in the balance sheet with a corresponding debit or credit to profit or loss through OCI in the period in which they occur. Remeasurements are not reclassified to profit or loss in subsequent periods.



1.11 Foreign Exchange Transactions

These financial statements are presented in Indian Rupees (INR), which is the Company's functional currency.

Transactions in foreign currency are recorded on initial recognition at the spot rate prevailing at the time of the transaction.

At the end of each reporting period

Certified True Copy



- Monetary items (Assets and Liabilities) denominated in foreign currencies are retranslated at the rates prevailing at that date.
- Non-monetary items carried at fair value that are denominated in foreign currencies are retranslated at the rates prevailing at the date when the fair value was determined.
- Non-monetary items that are measured in terms of historical cost in a foreign currency are not retranslated. Exchange differences on monetary items are recognized in profit or loss in the period in which they arise.

1.12 Fair Value Measurement:

The Company measures financial instruments at fair value at each balance sheet date. Fair value is the price that would be received to sell an asset or paid to transfer a liability in an orderly transaction between market participants at the measurement date. The fair value measurement is based on the presumption that the transaction to sell the asset or transfer the liability takes place either:

- In the principal market for the asset or liability, or
- In the absence of a principal market, in the most advantageous market for the asset or liability.

The principal or the most advantageous market must be accessible by the Company. The fair value of an asset or a liability is measured using the assumptions that market participants would use when pricing the asset or liability, assuming that market participants act in their economic best interest.

A fair value measurement of a non-financial asset takes into account a market participant's ability to generate economic benefits by using the asset in its highest and best use or by selling it to another market participant that would use the asset in its highest and best use.


The Company uses valuation techniques that are appropriate in the circumstances and for which sufficient data are available to measure fair value, maximising the use of relevant observable inputs and minimising the use of unobservable inputs.

All assets and liabilities for which fair value is measured or disclosed in the financial statements are categorized within the fair value hierarchy, described as follows, based on the lowest level input that is significant to the fair value measurement as a whole:

- Level 1 — Quoted (unadjusted) market prices in active markets for identical assets or liabilities
- Level 2 — Valuation techniques for which the lowest level input that is significant to the fair value measurement is directly or indirectly observable.
- Level 3 — Valuation techniques for which the lowest level input that is significant to the fair value measurement is unobservable.

For assets and liabilities that are recognised in the financial statements on a recurring basis, the Company determines whether transfers have occurred between

Certified True Copy



levels in the hierarchy by re-assessing categorization (based on the lowest level input that is significant to the fair value measurement as a whole) at the end of each reporting period.

For the purpose of fair value disclosures, the Company has determined classes of assets & liabilities on the basis of the nature, characteristics and the risks of the asset or liability and the level of the fair value hierarchy as explained above.

1.13 Financial Instrument

A financial instrument is any contract that gives rise to a financial asset of one entity and a financial liability or equity instrument of another entity.

a) **Recognition**

The company recognizes financial assets and financial liabilities when it becomes a party to the contractual provisions of the instrument

b) **Measurement**

i) Financial assets

A financial asset is measured at

- amortised cost or
- fair value either through other comprehensive income or through profit or loss

ii) Financial liability

A financial liabilities is measured at

- amortised cost using the effective interest method or
- fair value through profit or loss.

iii) Initial recognition and measurement:-

All financial assets and liabilities are recognized at fair value at initial recognition, plus or minus, any transaction cost that are directly attributable to the acquisition or issue of financial assets and financial liabilities that are not at fair value through profit or loss.


iv) Subsequent measurement

Financial assets as subsequent measured at amortised cost or fair value through other comprehensive income (FVOCI) or fair value through profit or loss (FVTPL) as the case may be.

Certified True Copy



[Handwritten signature]



Financial liabilities as subsequent measured at amortised cost or fair value through profit or loss.

c) Financial assets

i) Trade Receivables:-

Trade receivables are the contractual right to receive cash or other financial assets and recognized initially at transaction value. Subsequently measured at amortised cost (Initial fair value less expected credit loss). Expected credit loss is the difference between all contractual cash flows that are due to the company and all that the company expects to receive (i.e. all cash shortfall), discounted at the effective interest rate.

ii) Equity investments -Investment in Subsidiary, associates & Joint venture

Investment in Subsidiary, associates & Joint venture is carried at cost as per Ind AS27

All other equity investments in scope of Ind AS 109 are measured at fair value. Equity instruments which are held for trading and contingent consideration recognised by an acquirer in a business combination to which Ind AS103 applies are classified as at FVTPL. For all other equity instruments, the company may make an irrevocable election to present in other comprehensive income subsequent changes in the fair value. The Company makes such election on an instrument by- instrument basis. The classification is made on initial recognition and is irrevocable.

If the Company decides to classify an equity instrument as at Fair value to other comprehensive income (FVTOCI), then all fair value changes on the instrument, excluding dividends, are recognized in the OCI. There is no recycling of the amounts from OCI to P&L, even on sale of investment. However, the company may transfer the cumulative gain or loss within equity.


Equity instruments included within the FVTPL category are measured at fair value with all changes recognized in the P&L.

d) Cash and cash Equivalents:-

Cash and cash equivalent in the balance sheet comprise cash at banks and on hand and short-term deposits with an original maturity of three months or less, highly liquid investments that are readily convertible into known



[Handwritten signature]



amounts of cash and which are subject to insignificant risk of changes in value.

e) **Impairment of Financial Assets:-**

The Company recognizes loss allowances using the expected credit loss (ECL) model for the financial assets which are not fair valued through profit or loss. Loss allowance for trade receivables with no significant financing component is measured at an amount equal to lifetime ECL. For all other financial assets, expected credit losses are measured at an amount equal to the 12-month ECL, unless there has been a significant increase in credit risk from initial recognition in which case those are measured at lifetime ECL. The amount of expected credit losses (or reversal) that is required to adjust the loss allowance at the reporting date to the amount that is required to be recognised is recognized as an impairment gain or loss in profit or loss.

f) **Financial liabilities**

i) **Trade payables:**


Trade payables represent liabilities for goods and services provided to the Company prior to the end of financial year and which are unpaid. Trade payables are presented as current liabilities unless payment is not due within 12 months after the reporting period or not paid/payable within operating cycle. They are recognised initially at their fair value and subsequently measured at amortised cost using the effective interest method.

ii) **Borrowings:**

Borrowings are initially recognised at fair value, net of transaction costs incurred. Borrowings are subsequently measured at amortised cost. Any difference between the proceeds (net of transaction costs) and the redemption amount is recognised in profit or loss over the period of the borrowings using the effective interest method. Fees paid on the establishment of loan facilities are recognised as transaction costs of the loan.

Borrowings are classified as current liabilities unless the Company has an unconditional right to defer settlement of the liability for at least 12 months after the reporting period. Where there is a breach of a material provision of a long-term loan arrangement on or before the end of the reporting period with the effect that the liability becomes payable on demand on the reporting date, the company does not classify the liability as current, if the lender agreed, after the reporting period and before the approval of the financial statements for issue, not to demand payment as a consequence of the breach.

Certified True Copy



iii) Equity Instruments:

An equity instrument is any contract that evidences a residual interest in the assets of company after deducting all of its liabilities. Equity instruments are recognised at the proceeds received, net of direct issue costs.

g) Derecognition of financial instrument:

The company derecognizes a financial asset when the contractual rights to the cash flows from the financial asset expire or it transfers the financial asset and the transfer qualifies for derecognition under Ind AS 109. A financial liability (or a part of a financial liability) is derecognized from the company's balance sheet when the obligation specified in the contract is discharged or cancelled or expires.

h) Offsetting of financial instruments:

Financial assets and financial liabilities are offset and the net amount is reported in the balance sheet if there is a currently enforceable legal right to offset the recognised amounts and there is an intention to settle on a net basis, to realise the assets and settle the liabilities simultaneously

i) Financial guarantee

Financial guarantee contracts issued by the Company are those contracts that require a payment to be made to reimburse the holder for a loss it incurs because the specified debtor fails to make a payment when due in accordance with the terms of a debt instrument. Financial guarantee contracts are recognised initially as a liability at fair value, adjusted for transaction costs that are directly attributable to the issuance of the guarantee. Subsequently, the liability is measured at the higher of the amount of loss allowance determined as per impairment requirements of IND AS 109 and the amount recognised less cumulative amortization.

1.14 Operating cycle:-


Based on the nature of products / activities of the Company and the normal time between acquisition of assets and their realisation in cash or cash equivalents, the Company has determined its operating cycle as 12 months for the purpose of classification of its assets and liabilities as current and non-current.

1.15 Earning Per Share

The Earning per share is computed in accordance with the IND AS 33. Basic earnings per share are calculated by dividing the net profit or loss for the year attributable to equity shareholders by the weighted average number of equity shares



Certified True Copy



outstanding during the year. For the purpose of calculating diluted earnings per share, the net profit or loss for the year attributable to equity shareholders and the weighted average number of shares outstanding during the year are adjusted for the effects of all dilutive potential equity shares.

1.16 Provisions, Contingent Liabilities and Contingent Assets

- a) A contingent liability is a possible obligation that arises from past events whose existence will be confirmed by the occurrence or non-occurrence of one or more uncertain future events beyond the control of the Company or a present obligation that is not recognized because it is not probable that an outflow of resources will be required to settle the obligation. A contingent liability also arises in extremely rare cases where there is a liability that cannot be recognized because it cannot be measured reliably. The Company does not recognize a contingent liability but discloses its existence in the financial statements. Contingent liabilities, if material, are disclosed by way of notes and contingent assets, if any, is disclosed in the notes to financial statements.

Contingent liabilities, which according to the management are not expected to materialize are not recognized in the financial statements are disclosed in the notes to the accounts. Contingent assets are neither recognized nor disclosed in financial statements.

- b) A provision is recognized, when Company has a present obligation (legal or constructive) as a result of past events and it is probable that an outflow of resources embodying economic benefits will be required to settle the obligation, in respect of which a reliable estimate can be made for the amount of obligation. The expense relating to the provision is presented in the profit and loss net of any reimbursement. If the effect of the time value of money is material, provisions are discounted using a current pretax rate that reflects, when appropriate, the risks.

1.17 Segment Reporting

The company is mainly into the business of rendering hospital services. Other services like sale of medicine etc are ancillary to the main services and thus the only business segment, in terms of IND AS 108 and therefore noseparate reporting under 'Segment Reporting' is required

1.18 Cash flows

Cash flows are reported using the indirect method, where by profit before tax is adjusted for the effects of transactions of a non-cash nature, any deferrals or accruals of past or future operating cash receipts or payments and item of income or expenses associated with investing or financing cash flows. The Cash flows from operating, investing and financing activities of the company are segregated

Certified True Copy



K



1.19 Impairment of Assets

The Company assesses, at each reporting date, whether there is an indication that an asset may be impaired. If any indication exists, or when annual impairment testing for an asset is required, the Company estimates the asset's recoverable amount. An asset's recoverable amount is the higher of an asset's or cash-generating unit's (CGU) fair value less costs of disposal and its value in use. Recoverable amount is determined for an individual asset, unless the asset does not generate cash inflows that are largely independent of those from other assets or groups of assets. When the carrying amount of an asset or CGU exceeds its recoverable amount, the asset is considered impaired and is written down to its recoverable amount.

In assessing value in use, the estimated future cash flows are discounted to their present value using a pre-tax discount rate that reflects current market assessments of the time value of money and the risks specific to the asset. In determining fair value less costs of disposal, recent market transactions are taken into account. If no such transactions can be identified, an appropriate valuation model is used. These calculations are corroborated by valuation multiples, quoted share prices for publicly traded companies or other available fair value indicators.

Impairment losses of continuing operations, including impairment on inventories, are recognised in the statement of profit and loss, except for properties previously revalued with the revaluation surplus taken to Other Comprehensive Income (OCI). For such properties, the impairment is recognised in OCI up to the amount of any previous revaluation surplus.

For assets other than goodwill, an assessment is made at each reporting date to determine whether there is an indication that previously recognised impairment losses no longer exist or have decreased. If such indication exists, the Company estimates the asset's or CGU's recoverable amount. A previously recognised impairment loss is reversed only if there has been a change in the assumptions used to determine the asset's recoverable amount since the last impairment loss was recognised. The reversal is limited so that the carrying amount of the asset does not exceed its recoverable amount, nor exceed the carrying amount that would have been determined, net of depreciation, had no impairment loss been recognised for the asset in prior years. Such reversal is recognised in the statement of profit or loss unless the asset is carried at a revalued amount, in which case, the reversal is treated as a revaluation increase.

Goodwill is tested for impairment as at each Balance Sheet date and when circumstances indicate that the carrying value may be impaired.



Certified True Copy

Impairment is determined for goodwill by assessing the recoverable amount of each CGU (or group of CGUs) to which the goodwill relates. When the recoverable amount of the CGU is less than its carrying amount, an impairment loss is recognised. Impairment losses relating to goodwill cannot be reversed in future periods.

Intangible assets with indefinite useful lives are tested for impairment annually as at each Balance sheet date at the CGU level, as appropriate, and when circumstances indicate that the carrying value may be impaired.

When an impairment loss subsequently reverses, the carrying amount of the asset (or a cash-generating unit) is increased to the revised estimate of its recoverable amount, but so that the increased carrying amount does not exceed the carrying amount that would have been determined had no impairment loss been recognised for the asset (or cash-generating unit) in prior years. A reversal of an impairment loss is recognised immediately in profit or Loss.


1.20 Current and non-current assets and liabilities

All financial assets and liabilities maturing with-in the time period of operating cycle which at present is 1 year are considered current assets or liabilities. All assets and liabilities, not being current are considered noncurrent assets or liabilities.

1.21 Expenditure during construction period:-

Assets in the course of construction are capitalized in the assets and treated as capital work in progress and upon commissioning of project the assets are capitalised and transferred to appropriate category of PPE. At the point when an asset is operating at management's intended use, the cost of construction is transferred to appropriate category of PPE.

1.22 All figures reported are in Rupees Millions unless otherwise stated.



Certified True Copy

YATHARTH HOSPITAL & TRAUMA CARE SERVICES LIMITED
(Formerly Known as Yatharth Hospital & Trauma Care Services Pvt. Ltd.)
2. Property, Plant & Equipment

(Rs. In Millions)

Particulars	Lease Hold Land*	Buildings	Plant & Machinery	Furniture & Fittings	Office Equipments	Vehicles	Total
Cost as at 1st April, 2018 (A)	44.41	318.49	332.20	5.63	104.02	30.67	835.42
Additions	62.73	695.52	210.07	8.21	70.65	10.00	1,057
Additions through business combination	-	-	-	-	-	-	-
Disposals	-	-	-	-	-	-	-
Other Adjustment	13.37	-	-	-	-	-	13.37
Cost as at 31st March, 2019 (C)	120.51	1,014.01	542.27	13.83	174.67	40.66	1,905.96
Cost as at 1st April, 2019	120.51	1,014.01	542.27	13.83	174.67	40.66	1,905.96
Additions	-	-	22.10	-	6.75	2.54	31.39
Additions through business combination	-	-	-	-	-	-	-
Disposals	-	-	-	-	-	-	-
Cost as at 31st March, 2020 (E)	120.51	1,014.01	564.37	13.83	181.42	43.21	1,937.35
Cost as at 1st April, 2020	120.51	1,014.01	564.37	13.83	181.42	43.21	1,937.35
Additions	-	-	8.40	-	-	17.32	25.72
Additions through business combination	-	-	-	-	-	-	-
Disposals	-	-	-	-	-	-	-
Cost as at 31st March, 2021 (G)	120.51	1,014.01	572.76	13.83	181.42	60.53	1,963.07
Cost as at 1st April, 2021 (A)	120.51	1,014.01	572.76	13.83	181.42	60.53	1,963.07
Additions	-	-	13.65	-	2.28	16.45	32.38
Additions through business combination	-	-	-	-	-	-	-
Disposals	-	-	-	-	-	-	-
Cost as at 31st March, 2022 (I)	120.51	1,014.01	586.42	13.83	183.70	76.98	1,995.46
Accumulated Depreciation							
Accumulated Depreciation as at 1st April, 2018 (B)	-	74.99	198.40	4.43	74.88	15.32	368.02
Depreciation	1.41	20.07	36.20	1.04	12.32	6.17	77.22
Disposals	-	-	-	-	-	-	-
Accumulated Depreciation as at 31st March, 2019 (D)	1.41	95.06	234.60	5.47	87.20	21.49	445.23
Accumulated Depreciation							
Accumulated Depreciation as at 1st April, 2019	1.41	95.06	234.60	5.47	87.20	21.49	445.23
Depreciation	1.41	44.62	65.87	2.64	26.84	6.59	147.96
Disposals	-	-	-	-	-	-	-
Accumulated Depreciation as at 31st March, 2020 (F)	2.82	139.69	300.47	8.11	114.03	28.08	593.20
Accumulated Depreciation as at 1st April, 2020	2.82	139.69	300.47	8.11	114.03	28.08	593.20
Depreciation	1.41	42.46	53.33	1.81	17.97	6.69	123.67
Disposals	-	-	-	-	-	-	-
Accumulated Depreciation as at 31st March, 2021 (H)	4.23	182.14	353.80	9.92	132.00	34.76	716.86
Accumulated Depreciation as at 1st April, 2021 (B)	4.23	182.14	353.80	9.92	132.00	34.76	716.86
Depreciation	1.41	40.39	44.61	1.22	12.59	10.67	110.90
Disposals	-	-	-	-	-	-	-
Accumulated Depreciation as at 31st March, 2022 (J)	5.65	222.54	398.41	11.15	144.58	45.43	827.76
Net Carrying Amount							
As at 1st April, 2018 (A-B)	43.00	298.42	296.00	4.58	91.70	24.50	467.40
As at 31st March, 2019 (C-D)	119.10	918.95	307.67	8.36	87.48	19.18	1,460.72
As at 31st March, 2020 (E-F)	117.68	874.33	263.90	5.72	67.39	15.13	1,344.15
As at 31st March, 2021 (G-H)	116.27	831.87	218.96	3.91	49.42	25.77	1,246.21
As at 31st March, 2022 (I-J)	114.86	791.48	188.00	2.69	39.12	31.55	1,167.69

*Leasehold Land is on perpetual lease period for 90 Years



Certified True Copy

YATHARTH HOSPITAL & TRAUMA CARE SERVICES LIMITED
(Formerly Known as Yatharth Hospital & Trauma Care Services Pvt. Ltd.)

Notes to Financial Statements

(Rs. In Millions)

3 Capital Work in Progress

Capital Work in Progress ageing Schedule

As at 31st March, 2022

CWIP	Amount in CWIP for a period of				Total
	Less than 1 Year	1-2 Years	2-3 Years	More than 3 Years	
Project in progress	-	-	-	-	-
Projects temporarily suspended	-	-	-	-	-

As at 31st March, 2021

CWIP	Amount in CWIP for a period of				Total
	Less than 1 Year	1-2 Years	2-3 Years	More than 3 Years	
Project in progress	-	-	-	-	-
Projects temporarily suspended	-	-	-	-	-

As at 31st March, 2020



CWIP	Amount in CWIP for a period of				Total
	Less than 1 Year	1-2 Years	2-3 Years	More than 3 Years	
Project in progress	-	-	-	-	-
Projects temporarily suspended	-	-	-	-	-

As at 31st March, 2019

CWIP	Amount in CWIP for a period of				Total
	Less than 1 Year	1-2 Years	2-3 Years	More than 3 Years	
Project in progress	-	-	-	-	-
Projects temporarily suspended	-	-	-	-	-

As at 1st April, 2018

CWIP	Amount in CWIP for a period of				Total
	Less than 1 Year	1-2 Years	2-3 Years	More than 3 Years	
Project in progress	286.56	374.84	131.76	38.40	831.56
Projects temporarily suspended	-	-	-	-	-



Certified True Copy

YATHARTH HOSPITAL & TRAUMA CARE SERVICES LIMITED
(Formerly Known as Yatharth Hospital & Trauma Care Services Pvt. Ltd.)


(Rs. In Millions)

Notes to financial statements

Note No.	Particulars	As at March 31, 2022	As at March 31, 2021	As at March 31, 2020	As at March 31, 2019	As at April 1, 2018
4	Investments					
	Investments in Equity Instruments					
	Investment in Subsidiary Companies - at cost					
	Unquoted	374.90	285.69	274.38	224.38	166.59
	AKS Medical and Research Center Pvt. Ltd.					
	20,714,727 (16,535,727 as at 31st March 2021, 16040492 as at 31st March, 2020, 13,408,991 as at 31st March, 2019 and as 9,917,152 at 1st April, 2018) equity shares of Rs 10/- each					
	Sanskar Medica India Limited	56.23	56.23	56.23	56.23	18.83
	5,622,950 (5,622,950 for 31st March 2021, 31st March 2020, 31st March 2019 and 1,882,950 as at 1st April 2018) equity shares of Rs 10/- each					
	Ramraja Multispeciality Hospital & Trauma Centre Private Limited	37.71	-	-	-	-
	4,010,000 (Nil for 31st March 2021) equity shares of Rs 10/- each					
	Total	468.83	341.92	330.61	280.61	185.43
	Note : Aggregate amount of unquoted investments	468.83	341.92	330.61	280.61	185.43
	* Sanskar Medica India Limited the subsidiary company has filed a petition with National Company Law Tribunal, Delhi for reduction of paid up capital. The application, when approved, will allow reduction of paid up capital and consequently loan given to parent company, M/s Yatharth Hospital and Trauma Care Services Limited will be reduced as it is wholly owned subsidiary of Yatharth Hospital & Trauma Care Services Limited.					
5	Other Financial Assets	6.81	2.24	2.24	2.52	1.64
	Security Deposits- with Government Departments					
	Bank Deposits with more than 12 months maturity- Pledged with bank for bank guarantees	2.25	3.98	2.77	2.17	12.93
	Total	9.06	6.21	5.00	4.69	14.57
6	Other Non Current Assets	30.60	7.84	-	-	-
	Capital Advances	17.90	45.95	60.02	31.92	17.80
	Advance Income Tax and TDS (Net of Provisions)	48.50	53.50	60.02	31.92	17.80
	Total	48.50	53.50	60.02	31.92	17.80
7	Inventories (Valued at lower of cost or net realisable value)	13.24	14.16	15.75	15.62	13.16
	Consumable Pharmacy	10.28	13.23	10.02	6.99	7.15
	Consumables Stores	23.52	27.39	25.76	22.61	20.31
	Total	23.52	27.39	25.76	22.61	20.31
8	Trade Receivables					
	(a) Trade Receivables considered good - Secured					
	Others					
	(b) Trade Receivables considered good - Unsecured					
	Related parties	814.04	333.85	184.45	132.96	96.09
	Others	814.04	333.85	184.45	132.96	96.09
	Less: - Provision for Credit risk	50.70	17.12	16.60	13.69	9.36
	Net Trade Receivables	762.34	316.72	167.85	119.27	86.73
	(c) Trade Receivables which have significant increase in Credit Risk-Doubtful	762.34	316.72	167.85	119.27	86.73
	Total	762.34	316.72	167.85	119.27	86.73

Trade receivables are unsecured and are derived from revenue earned from providing medical, healthcare and other ancillary services. No interest is charged on the outstanding balance, regardless of the age of the balance. The company applies Expected Credit Loss (ECL) model for measurement and recognition of impairment loss towards expected risk of delays and default in collection.

The company has used a practical expedient by computing the expected credit loss allowance based on recovery pattern of receivables in the past. Management makes specific provision in cases where there are known specific risks of customer default in making repayments. The provision matrix takes into account historical credit loss experience and adjusted for forward-looking information.



Certified True



YATHARTH HOSPITAL & TRAUMA CARE SERVICES LIMITED
(Formerly Known as Yatharth Hospital & Trauma Care Services Pvt. Ltd.)

Notes to Financial Statements

Trade Receivable aging schedule

(Rs. in Millions)

As at 31st March, 2022

Particulars	Outstanding for following periods					Total
	Less than 6 months	6 Months-1 year	1-2 years	2-3 years	More than 3 years	
a) Undisputed Trade receivables- Considered Good	609.01	203.82	1.22	-	-	814.04
b) Undisputed Trade receivables- Considered Doubtful	-	-	-	-	-	-
c) Undisputed Trade receivables- Credit Impaired	-	-	-	-	-	-
d) Disputed Trade receivables- Considered Good	-	-	-	-	-	-
e) Disputed Trade receivables- Considered Doubtful	-	-	-	-	-	-
f) Disputed Trade receivables- Credit Impaired	-	-	-	-	-	-

As at 31st March, 2021

Particulars	Outstanding for following periods					Total
	Less than 6 months	6 Months-1 year	1-2 years	2-3 years	More than 3 years	
a) Undisputed Trade receivables- Considered Good	314.49	19.36	-	-	-	333.85
b) Undisputed Trade receivables- Considered Doubtful	-	-	-	-	-	-
c) Undisputed Trade receivables- Credit Impaired	-	-	-	-	-	-
d) Disputed Trade receivables- Considered Good	-	-	-	-	-	-
e) Disputed Trade receivables- Considered Doubtful	-	-	-	-	-	-
f) Disputed Trade receivables- Credit Impaired	-	-	-	-	-	-

As at 31st March, 2020

Particulars	Outstanding for following periods					Total
	Less than 6 months	6 Months-1 year	1-2 years	2-3 years	More than 3 years	
a) Undisputed Trade receivables- Considered Good	119.36	65.09	-	-	-	184.45
b) Undisputed Trade receivables- Considered Doubtful	-	-	-	-	-	-
c) Undisputed Trade receivables- Credit Impaired	-	-	-	-	-	-
d) Disputed Trade receivables- Considered Good	-	-	-	-	-	-
e) Disputed Trade receivables- Considered Doubtful	-	-	-	-	-	-
f) Disputed Trade receivables- Credit Impaired	-	-	-	-	-	-

As at 31st March, 2019

Particulars	Outstanding for following periods					Total
	Less than 6 months	6 Months-1 year	1-2 years	2-3 years	More than 3 years	
a) Undisputed Trade receivables- Considered Good	52.30	62.92	17.74	-	-	132.96
b) Undisputed Trade receivables- Considered Doubtful	-	-	-	-	-	-
c) Undisputed Trade receivables- Credit Impaired	-	-	-	-	-	-
d) Disputed Trade receivables- Considered Good	-	-	-	-	-	-
e) Disputed Trade receivables- Considered Doubtful	-	-	-	-	-	-
f) Disputed Trade receivables- Credit Impaired	-	-	-	-	-	-

As at 1st April, 2018

Particulars	Outstanding for following periods					Total
	Less than 6 months	6 Months-1 year	1-2 years	2-3 years	More than 3 years	
a) Undisputed Trade receivables- Considered Good	48.83	39.50	7.76	-	-	96.09
b) Undisputed Trade receivables- Considered Doubtful	-	-	-	-	-	-
c) Undisputed Trade receivables- Credit Impaired	-	-	-	-	-	-
d) Disputed Trade receivables- Considered Good	-	-	-	-	-	-
e) Disputed Trade receivables- Considered Doubtful	-	-	-	-	-	-
f) Disputed Trade receivables- Credit Impaired	-	-	-	-	-	-

<this space has been intentionally left blank>



Certified True Copy


YATHARTH HOSPITAL & TRAUMA CARE SERVICES LIMITED
(Formerly Known as Yatharth Hospital & Trauma Care Services Pvt. Ltd.)

Notes to Financial Statements

(Rs. In Millions)

Particulars	As at March 31, 2022	As at March 31, 2021	As at March 31, 2020	As at March 31, 2019	As at April 1, 2018
9 Cash and cash equivalents					
Balance with banks in current accounts	12.50	3.20	3.94	0.89	55.65
Cash in hand	1.90	3.09	8.90	1.81	1.36
Bank Deposits with maturing within 3 months- pledged with banks	0.51	-	-	-	-
Total	14.90	6.29	12.84	2.70	57.01
10 Bank balances other than cash and cash equivalents					
Bank Deposits & Interest accrued on Bank deposit	3.40	1.50	1.42	1.31	1.36
Total	3.40	1.50	1.42	1.31	1.36
11 Current tax assets					
TDS & Advance income tax (net of provision for income tax)	-	18.06	45.95	25.67	14.86
Total	-	18.06	45.95	25.67	14.86
12 Other Current assets					
Staff Imprest and Advances	3.58	5.14	1.26	1.08	1.35
Other amount recoverable	277.22	15.04	6.80	9.42	9.25
Unamortised capital issue expenses	21.41	-	-	-	-
Security Deposit-others	1.12	0.84	0.39	0.29	0.25
Total	303.33	21.01	8.45	10.79	10.84

<this space has been intentionally left blank>



Certified True Copy



YATHARTH HOSPITAL & TRAUMA CARE SERVICES LIMITED
(Formerly Known as Yatharth Hospital & Trauma Care Services Pvt. Ltd.)

Notes to Financial Statements

(Rs. In Millions)

13 Share Capital	As at March 31, 2022	As at March 31, 2021	As at March 31, 2020	As at March 31, 2019	As at April 1, 2018
Authorised					
115,000,000 (Previous Years 20,000,000 Equity shares) of Rs. 10/- each	1,150.00	200.00	200.00	200.00	200.00
Total	1,150.00	200.00	200.00	200.00	200.00
Equity share capital					
Issued, Subscribed & Paid up					
65,516,900 (Previous Year 16,379,225 Equity shares, 16,379,225 as at 31st March, 2020, 16,379,225 as at 31st March, 2019 and 15,896,975 as at 01st April, 2018) of Rs. 10/- each	655.17	163.79	163.79	163.79	158.97
Issued, Subscribed & Not Paid up					
NIL					
Total	655.17	163.79	163.79	163.79	158.97

13.1 Reconciliation of number of shares outstanding at the beginning end at the end of the reporting period

Equity Shares	As at March 31, 2022	As at March 31, 2021	As at March 31, 2020	As at March 31, 2019	As at April 1, 2018
Shares outstanding at the beginning of the year	16,379,225	16,379,225	16,379,225	15,896,975	15,896,975
Shares issued during the year in cash				482,250	
Shares issued during the year other than in cash- Bonus Shares	49,137,675				
Shares brought back during the year					
Shares outstanding at the end of the year	65,516,900	16,379,225	16,379,225	16,379,225	15,896,975

13.2 Terms / rights attached to Equity shares

The Company has only one class of equity shares having a par value of Rs.10 per share. Each holder of equity shares is entitled to one vote per share.

In the event of the liquidation of the Company, the holder of equity shares will be entitled to receive remaining assets of the company, after distribution of all preferential amounts. The distribution will be in proportion to the number of equity shares held by the shareholders.

13.3 Equity Shares in the company held by each shareholder holding more than 5 percent shares specifying the number of shares held

Name of Shareholder	As at March 31, 2022		As at March 31, 2021		As at March 31, 2020	
	No. of equity shares held	% of holding	No. of equity shares held	% of holding	No. of equity shares held	% of holding
Dr. Ajay Kumar Tyagi	27,021,600	41.24%	6,755,400	41.24%	6,755,400	41.24%
Dr. Kapil Kumar Tyagi	12,164,400	18.57%	3,041,100	18.57%	3,041,100	18.57%
Dr. Manju Tyagi	11,524,200	17.59%	2,881,050	17.59%	2,881,050	17.59%
Dr. Neena Tyagi	7,019,600	10.71%	1,754,900	10.71%	1,754,900	10.71%
Vinla Tyagi	3,743,000	5.71%	935,750	5.71%	935,750	5.71%

Name of Shareholder	As at March 31, 2019		As at April 1, 2018	
	No. of equity shares held	% of holding	No. of equity shares held	% of holding
Dr. Ajay Kumar Tyagi	6,755,400	41.24%	6,505,400	41.30%
Dr. Kapil Kumar Tyagi	3,041,100	18.57%	2,976,100	18.72%
Dr. Manju Tyagi	2,881,050	17.59%	2,793,380	17.57%
Dr. Neena Tyagi	1,754,900	10.71%	1,614,900	10.16%
Vinla Tyagi	935,750	5.71%	935,750	5.89%

13.4 Equity shares reserved for issue under options and contracts / commitments for the sale of shares / disinvestments, including terms and amounts
NIL

13.5 Aggregate number and class of equity shares allotted as fully paid up pursuant to contract without payment being received in cash, allotment by way of bonus shares or shares bought back

Particulars	2021-22	2020-21	2019-20	2018-19	2017-18
Company has allotted 49137675 equity shares of Rs. 10 each, valued at Rs. 491.38 million on to existing shareholders by way of capitalisation of Share premium and accumulated Profit & Loss.	49,137,675				

13.6 The company does not have any holding company or ultimate holding company.

<this space has been intentionally left blank>



Certified True Copy

13.7 Shareholding of Promoters
S. No. Name of Shareholder


S. No.	Name of Shareholder	As at March 31, 2022			As at March 31, 2021			As at March 31, 2020		
		No. of equity shares held	% of total shares	% Change during Year	No. of equity shares held	% of total shares	% Change during Year	No. of equity shares held	% of total shares	% Change during Year
1	Dr. Ajay Kumar Tyagi									
	Opening Balance	6,755,400	41.24%		6,755,400	41.24%		6,755,400	41.24%	
	Acquired During the year	20,266,200	30.93%		-	0.00%		-	0.00%	
	Closing Balance	27,021,600	41.24%	300.00%	6,755,400	41.24%	0.00%	6,755,400	41.24%	0.00%
2	Dr. Kapil Kumar									
	Opening Balance	3,041,100	18.57%		3,041,100	18.57%		3,041,100	18.57%	
	Acquired During the year	9,123,300	55.70%		-	0.00%		-	0.00%	
	Closing Balance	12,164,400	18.57%	300.00%	3,041,100	18.57%	0.00%	3,041,100	18.57%	0.00%

S. No.	Name of Shareholder	As at March 31, 2019			As at April 1, 2018		
		No. of equity shares held	% of total shares	% Change during Year	No. of equity shares held	% of total shares	% Change during Year
1	Dr. Ajay Kumar Tyagi						
	Opening Balance	6,565,400	41.30%		6,565,400	41.30%	
	Acquired During the year	190,000	1.16%		-	0.00%	
	Closing Balance	6,755,400	41.24%	2.89%	6,565,400	41.30%	0.00%
2	Dr. Kapil Kumar						
	Opening Balance	2,976,100	18.72%		2,976,100	18.72%	
	Acquired During the year	65,000	0.40%		-	0.00%	
	Closing Balance	3,041,100	18.57%	2.18%	2,976,100	18.72%	0.00%

<this space has been intentionally left blank>



Certified True Copy



YATHARTH HOSPITAL & TRAUMA CARE SERVICES LIMITED
(Formerly Known as Yatharth Hospital & Trauma Care Services Pvt. Ltd.)

Notes to Financial Statements

14 Other Equity	Securities Premium	Retained Earnings	Other Comprehensive Income	Total other Equity
Particulars				
Balance as at 1st April, 2018	133.20	186.19	-	319.39
Impact on account of Transition to Ind AS, net of related deferred tax as at 1	-	(10.23)	-	(10.23)
	133.20	175.96	-	309.16
Surplus in the statement of profit and loss transferred during the year	-	40.90	-	40.90
Addition/(deletion) during the year	43.40	-	0.03	0.03
Remeasurement of defined benefit liability (net of tax)	-	-	0.03	0.03
Balance as at 31st March, 2019	176.60	216.86	0.03	393.49
Particulars	Securities Premium	Retained Earnings	Other Comprehensive Income	Total other Equity
Balance as at 1st April, 2019	176.60	216.86	0.03	393.49
Surplus in the statement of profit and loss transferred during the year	-	12.85	-	12.85
Remeasurement of defined benefit liability (net of tax)	-	-	(0.03)	(0.03)
Balance as at 31st March, 2020	176.60	229.71	0.00	406.32
Particulars	Securities Premium	Retained Earnings	Other Comprehensive Income	Total other Equity
Balance as at 1st April, 2020	176.60	229.71	0.00	406.32
Surplus in the statement of profit and loss transferred during the year	-	123.43	-	123.43
Remeasurement of defined benefit liability (net of tax)	-	-	0.02	0.02
Balance as at 31st March, 2021	176.60	353.14	0.02	529.77
Particulars	Securities Premium	Retained Earnings	Other Comprehensive Income	Total other Equity
Balance as at 1st April, 2021	176.60	353.14	0.02	529.77
Surplus in the statement of profit and loss transferred during the year	-	420.87	-	420.87
Issue of Bonus Shares	(176.60)	(314.77)	2.67	(491.38)
Remeasurement of defined benefit liability (net of tax)	-	-	2.70	2.67
Balance as at 31st March, 2022	-	459.24	2.70	461.94

Securities Premium

Securities premium is used to record the premium received on issue of shares. It is utilised in accordance with the provisions of the Companies Act, 2013.

Retained Earnings

The amount that can be distributed by the company as dividends to pay its equity and preference (if any) shareholders.

Other Comprehensive Income

Remeasurement of defined benefit plans comprise of actuarial gains and losses.

<this space has been intentionally left blank>



Certified True Copy

YATHARTH HOSPITAL & TRAUMA CARE SERVICES LIMITED
(Formerly Known as Yatharth Hospital & Trauma Care Services Pvt. Ltd.)

32 Right of Use Assets

A. Transition to Ind AS 116 "Leases" w.e.f 1 April 2019

(Rs. in Millions)

A new lease standard i.e., Ind AS 116 has been notified to be effective w.e.f. 1 April 2019 which provide guidelines for the accounting of the lease contracts entered in the capacity of a lessee and a lessor. For the purpose of preparation of Standalone Financial Information, the management has evaluated the impact of change in accounting policies on adoption of Ind AS 116 for the year ended 31 March 2019. Hence in these Standalone Financial Information, Ind AS 116 has been adopted with effect from April 1, 2018 following modified retrospective method (i.e. on 1st April 2018 (the transition date) the company has measured the lease liability at the present value of the remaining lease payments, discounted using the lessee's incremental borrowing rate and a right-of-use assets are measured at their carrying amount as if Ind AS 116 had been applied since the commencement date, discounted using the lessee's incremental borrowing rate at the date of initial application).

Ind AS 116 supersedes Ind AS 17 Leases including its appendices (Appendix C of Ind AS 17 Determining whether an Arrangement contains a Lease, Appendix A of Ind AS 17 Operating Leases- Incentives and Appendix B of Ind AS 17 Evaluating the Substance of Transactions Involving the Legal Form of a Lease). The standard sets out the principles for the recognition, measurement, presentation and disclosure of leases and requires lessees to recognise most leases on the balance sheet.

Following are the changes in the carrying values of right of use assets for the period/year ended 31 March 2022 & 31 March 2021:

The company has elected not to apply the requirements of Ind AS 116 "Leases" to short-term leases of all assets that have a lease term of 12 months or less and leases for which the underlying asset is of low value. The lease payments associated with these leases are recognized as an expense on a straight-line basis over the lease term except inflation adjustment.

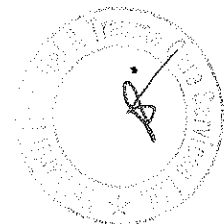
B. Following are the changes in the carrying values of right of use assets for the year ended 31 March 2022

Following are the changes Particulars	Category of ROU Assets- Medical Equipments	Category of ROU Assets- Office	Total
Gross Block			
Cost as at April 01, 2018	-	-	-
Additions	123.57	-	123.57
Deletion	-	-	-
Balance as at March 31, 2019--A	123.57	-	123.57
Additions	-	-	-
Deletion	-	-	-
Balance as at April 01, 2020--B	123.57	-	123.57
Additions	-	-	-
Deletion	-	-	-
Balance as at March 31, 2021--C	123.57	-	123.57
Additions	-	1.24	1.24
Deletion	-	-	-
Balance as at March 31, 2022--D	123.57	1.24	124.81
Accumulated Depreciation			
Accumulated Depreciation as at 01st April 2018	-	-	-
Depreciation charge for the year	6.60	-	6.60
Disposals	-	-	-
Accumulated Depreciation as at March 31, 2019--E	6.60	-	6.60
Depreciation charge for the year	20.75	-	20.75
Disposals	-	-	-
Accumulated Depreciation as at March 31, 2020--F	27.35	-	27.35
Depreciation charge for the year	20.58	-	20.58
Disposals	-	-	-
Accumulated Depreciation as at March 31, 2021--G	47.94	-	47.94
Depreciation charge for the year	-	-	-
Disposals	-	-	-
Accumulated Depreciation as at March 31, 2021	47.94	-	47.94
Depreciation charge for the period	20.58	0.17	20.76
Disposals	-	-	-
Accumulated Depreciation as at March 31, 2022--H	68.52	0.17	68.69
Net Carrying amounts			
As at April 1, 2018	-	-	-
As at March 31, 2019 (A-E)	116.97	-	116.97
As at March 31, 2020 (B-F)	96.21	-	96.21
As at March 31, 2021 (C-G)	75.63	-	75.63
As at March 31, 2022 (D-H)	55.04	1.07	56.12

The aggregate depreciation expense on ROU assets is included under depreciation and amortization expense in the statement of Profit and Loss.



[Handwritten signature]



Certified True Copy

C. The following is the rental expense recorded for short-term leases, variable leases and low value assets

Particulars	For the year ended 31 March 2022	For the year ended 31 March 2021	For the year ended 31 March 2020	For the year ended 31 March 2019
Short Term Lease	15.61	8.11	6.83	5.22

D. Following is the movement in lease liabilities for the year ended 31 March 2022

Particulars	Lease Liabilities
Balance as at 1 April 2018	-
Additions	111.17
Finance cost	1.26
Payment of lease liabilities	5.31
Balance as at 31 March 2019	107.12
Non-current lease liabilities	90.46
Current lease liabilities	16.66
Balance as at 1 April 2019	107.12
Additions	-
Finance cost	4.58
Payment of lease liabilities	21.24
Balance as at 31 March 2020	90.46
Non-current lease liabilities	73.02
Current lease liabilities	17.44
Balance as at 1 April 2020	90.46
Additions	-
Finance cost	3.80
Payment of lease liabilities	21.24
Balance as at 31 March 2021	73.02
Non-current lease liabilities	54.76
Current lease liabilities	18.26
Balance as at 1 April 2021	73.02
Additions	1.24
Finance cost	3.02
Payment of lease liabilities	21.43
Balance as at 31 March 2022	55.85
Non-current lease liabilities	36.74
Current lease liabilities	19.12

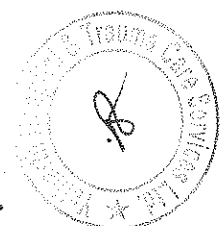
E. The following is the cash outflow on leases during the periods/years:

Particulars	For the year ended 31 March 2022	For the year ended 31 March 2021	For the year ended 31 March 2020	For the year ended 31 March 2019
Payment of lease liabilities	21.43	21.24	21.24	5.31
Short-term lease expense	15.61	8.11	6.83	5.22
Total cash outflow on leases	37.04	29.35	28.06	10.53

F. The table below provides details regarding the contractual maturities of lease liabilities as at period/year-end on an undiscounted basis:

Particulars	For the year ended 31 March 2022	For the year ended 31 March 2021	For the year ended 31 March 2020	For the year ended 31 March 2019
Less than 1 year	21.43	25.48	28.80	27.31
1 to 5 years	38.41	75.39	109.89	125.15
More than 5 years	-	-	-	-

The company does not face a significant liquidity risk with regard to its lease liabilities as the current assets are sufficient to meet the obligations related to lease liabilities as and when they fall due.



Certified True Copy

YATHARTH HOSPITAL & TRAUMA CARE SERVICES LIMITED
(Formerly Known as Yatharth Hospital & Trauma Care Services Pvt. Ltd.)

Notes to Financial Statements

(Rs. In Millions)

Particulars	As at March 31, 2022	As at March 31, 2021	As at March 31, 2020	As at March 31, 2019	As at April 1, 2018
15 Borrowings					
Secured					
Term loans (Indian currency)					
From banks	673.29	38.65	31.52	33.48	-
From financial institutions	8.30	859.42	810.57	921.62	895.26
	<u>681.59</u>	<u>898.07</u>	<u>842.10</u>	<u>955.11</u>	<u>895.26</u>
Loan for Vehicles against hypothecation - Banks	18.96	16.72	7.94	11.46	10.60
Unsecured					
From banks	-	0.83	3.36	2.54	3.39
From financial institutions	-	1.65	2.18	6.05	8.30
From Other's	-	-	26.53	20.00	-
Total	<u>700.55</u>	<u>917.27</u>	<u>882.10</u>	<u>995.15</u>	<u>917.55</u>

For terms and conditions, security and repayments please refer note no 37

16 Other Financial Liabilities

Secured					
Unsecured					
Advance from subsidiary company (refer note 4 also)	56.10	56.10	37.40	-	-
Total	<u>56.10</u>	<u>56.10</u>	<u>37.40</u>	-	-

Particulars	As at March 31, 2022	As at March 31, 2021	As at March 31, 2020	As at March 31, 2019	As at April 1, 2018
17 Provisions					
Provision for employee benefit	7.97	0.41	0.33	0.23	0.18
Total	<u>7.97</u>	<u>0.41</u>	<u>0.33</u>	<u>0.23</u>	<u>0.18</u>

18 Deferred Tax Liabilities-Net

Deferred tax Liabilities					
On account of Depreciation	65.26	57.88	45.25	27.19	16.44
On account of Others	1.29	1.62	2.61	3.83	0.98
Sub Total (A)	<u>66.54</u>	<u>59.51</u>	<u>47.86</u>	<u>31.01</u>	<u>17.43</u>
Deferred tax Assets					
On account of Losses and Tax disallowances	2.33	0.13	9.10	2.03	0.05
On account of Others	14.76	4.76	4.62	3.81	2.60
MAT credit entitlement	-	15.04	17.29	12.08	-
Sub Total (B)	<u>17.09</u>	<u>19.94</u>	<u>31.01</u>	<u>17.91</u>	<u>2.66</u>
Deferred Tax Liabilities-Net (A-B)	<u>49.45</u>	<u>39.57</u>	<u>16.85</u>	<u>13.10</u>	<u>14.77</u>

For movement of deferred Tax, refer Note 18.1



Certified True Copy

YATHARTH HOSPITAL & TRAUMA CARE SERVICES LIMITED

(Formerly Known as Yatharth Hospital & Trauma Care Services Pvt. Ltd.)

Note No. 18.1

Deferred Tax Assets/Deferred Tax Liabilities

As on 1st April, 2018

(Rs. In Millions)


Particulars	Opening balance	Recognised in Profit or loss	Other Comprehensive Income	Closing balance
Deferred tax assets in relation to:				
Provision for employee benefits	-	0.05	-	0.05
On IND AS Adjustments	-	2.60	-	2.60
Deferred Tax Assets Total	-	2.66	-	2.66
Deferred tax liabilities on account of				
Due to depreciation	10.54	5.90	-	16.44
Others	-	0.98	-	0.98
Deferred Tax Liabilities Total	10.54	6.88	-	17.43
Deferred Tax Assets/(Liability)	(10.54)	(4.22)	-	(14.77)

As on 31st March, 2019

Particulars	Opening balance	Recognised in Profit or loss	Other Comprehensive Income	Closing balance
Deferred tax assets in relation to:				
MAT Credit	-	12.08	-	12.08
Provision for doubtful trade receivables/advances	-	-	-	-
Provision for employee benefits	0.05	0.02	(0.01)	0.06
Business loss & Tax disallowance benefit carried forward and others	-	1.96	-	1.96
Others	2.60	1.20	-	3.81
Deferred Tax Assets Total	2.66	15.27	(0.01)	17.91
Deferred tax liabilities on account of				
Due to depreciation	16.44	10.75	-	27.19
Others	0.98	2.84	-	3.83
Deferred Tax Liabilities Total	17.43	13.59	-	31.01
Deferred Tax Assets/(Liability)	(14.77)	1.68	(0.01)	(13.10)

As at April 1, 2020

Particulars	Opening balance	Recognised in Profit or loss	Other Comprehensive Income	Closing balance
Deferred tax assets in relation to:				
MAT Credit	12.08	5.22	-	17.29
Provision for doubtful trade receivables/advances	-	-	-	-
Provision for employee benefits	0.06	0.03	0.01	0.10
Business loss & Tax disallowance benefit carried forward and others	1.96	7.03	-	8.99
On IND AS Adjustments	3.81	0.81	-	4.62
Deferred Tax Assets Total	17.91	13.09	0.01	31.01
Deferred tax liabilities on account of				
Due to depreciation	27.19	18.06	-	45.25
Others	3.83	(1.21)	-	2.61
Deferred Tax Liabilities Total	31.01	16.84	-	47.86
Deferred Tax Assets/(Liability)	(13.10)	(3.76)	0.01	(16.85)



Certified True Copy

As on 31st March, 2021

Particulars	Opening balance	Recognised in Profit or loss	Other Comprehensive Income	Closing balance
Deferred tax assets in relation to:				
MAT Credit	17.29	(2.25)	-	15.04
Provision for doubtful trade receivables/advances	-	-	-	-
Provision for employee benefits	0.10	0.03	(0.01)	0.13
Business loss & Tax disallowance benefit carried forward and others	8.99	(8.99)	-	-
On IND AS Adjustments	4.62	0.15	-	4.76
Deferred Tax Assets Total	31.01	(11.06)	(0.01)	19.94
Deferred tax liabilities on account of				
Due to depreciation	45.25	12.63	-	57.88
Others	2.61	(0.99)	-	1.62
Deferred Tax Liabilities Total	47.85	11.65	-	59.51
Deferred Tax Assets/(Liability)	(16.85)	(22.71)	(0.01)	(39.57)

As on 31st March, 2022

Particulars	Opening balance	Recognised in Profit or loss	Other Comprehensive Income	Closing balance
Deferred tax assets in relation to:				
MAT Credit	15.04	(15.04)	-	-
Provision for doubtful trade receivables/advances	-	-	-	-
Provision for employee benefits	0.13	3.30	(1.10)	2.33
Business loss & Tax disallowance benefit carried forward and others	-	-	-	-
On IND AS Adjustments	4.76	10.00	-	14.76
Deferred Tax Assets Total	19.94	(1.75)	(1.10)	17.09
Deferred tax liabilities on account of				
Due to depreciation	57.88	7.38	-	65.26
Others	1.62	(0.34)	-	1.29
Deferred Tax Liabilities Total	59.51	7.04	-	66.54
Deferred Tax Assets/(Liability)	(39.57)	(8.79)	(1.10)	(49.45)


<this space has been intentionally left blank>



[Handwritten signature]



Certified True Copy



YATHARTH HOSPITAL & TRAUMA CARE SERVICES LIMITED
(Formerly Known as Yatharth Hospital & Trauma Care Services Pvt. Ltd.)

Notes to Financial Statements

(Rs. in Millions)

Particulars	As at March 31, 2022	As at March 31, 2021	As at March 31, 2020	As at March 31, 2019	As at April 1, 2018
19 Borrowings*					
Secured					
Working Capital from Banks	100.45	35.49	52.96	58.11	67.04
Current maturities of Long Term Borrowings					
From banks	222.84	24.87	25.09	16.65	-
From financial institutions	9.43	42.63	146.07	92.64	82.01
Loan for Vehicles against hypothecation- Banks	7.05	6.13	5.28	3.39	3.97
Unsecured					
From banks	-	2.40	2.13	4.05	7.55
From financial institutions	-	1.12	5.01	10.86	6.44
From Directors	51.64	-	-	-	-
Total	391.42	112.64	236.53	187.69	167.00

*For terms and conditions, security and repayments please refer note no 37

20 Trade payables (refer note no. 36)

(a) Due to Micro and small enterprises	22.81	-	-	-	-
(b) Due to others	138.08	128.28	121.60	125.40	60.94
Total	160.90	128.28	121.60	125.40	60.94

Trade Payables Ageing Schedule

As at 31st March, 2022

Particulars	Less than 1 year	1-2 Years	2-3 Years	More than 3 Years	Total
a) MSME	22.81	-	-	-	22.81
b) Others	138.08	-	-	-	138.08
c) Disputed dues- MSME	-	-	-	-	-
d) Disputed dues- Others	-	-	-	-	-
Total	160.90	-	-	-	160.90

As at 31st March, 2021

Particulars	Less than 1 year	1-2 Years	2-3 Years	More than 3 Years	Total
a) MSME	-	-	-	-	-
b) Others	128.28	-	-	-	128.28
c) Disputed dues- MSME	-	-	-	-	-
d) Disputed dues- Others	-	-	-	-	-
Total	128.28	-	-	-	128.28

As at 31st March, 2020

Particulars	Less than 1 year	1-2 Years	2-3 Years	More than 3 Years	Total
a) MSME	-	-	-	-	-
b) Others	121.60	-	-	-	121.60
c) Disputed dues- MSME	-	-	-	-	-
d) Disputed dues- Others	-	-	-	-	-
Total	121.60	-	-	-	121.60

As at 31st March, 2019

Particulars	Less than 1 year	1-2 Years	2-3 Years	More than 3 Years	Total
a) MSME	-	-	-	-	-
b) Others	125.40	-	-	-	125.40
c) Disputed dues- MSME	-	-	-	-	-
d) Disputed dues- Others	-	-	-	-	-
Total	125.40	-	-	-	125.40

As at 1st April, 2018

Particulars	Less than 1 year	1-2 Years	2-3 Years	More than 3 Years	Total
a) MSME	-	-	-	-	-
b) Others	60.94	-	-	-	60.94
c) Disputed dues- MSME	-	-	-	-	-
d) Disputed dues- Others	-	-	-	-	-
Total	60.94	-	-	-	60.94



Certified True Copy



YATHARTH HOSPITAL & TRAUMA CARE SERVICES LIMITED
(Formerly Known as Yatharth Hospital & Trauma Care Services Pvt. Ltd.)

Notes to Financial Statements

(Rs. in Millions)

Particulars	As at March 31, 2022	As at March 31, 2021	As at March 31, 2020	As at March 31, 2019	As at April 1, 2018
21 Other financial liabilities					
Liability for land	-	11.91	11.91	11.91	28.62
Interest accrued but not due	0.58	-	-	-	-
Expenses Payable	101.13	59.78	86.34	51.15	39.77
Total	101.71	71.68	98.24	63.06	68.39
22 Other current liabilities					
Statutory Dues	19.05	16.88	43.36	19.22	6.45
Other Liabilities	-	-	-	1.20	1.20
Amount due to related parties	130.09	-	-	-	-
Advances from customer	6.39	5.27	1.23	7.80	3.25
Total	155.54	22.16	44.59	28.22	10.89
23 Provisions					
Provision for employee benefit	0.04	0.06	0.04	0.00	0.00
For taxation - Net of Advance Tax	62.06	-	-	-	-
Total	62.10	0.06	0.04	0.00	0.00

<this space has been intentionally left blank>




Certified True Copy



YATHARTH HOSPITAL & TRAUMA CARE SERVICES LIMITED
(Formerly Known as Yatharth Hospital & Trauma Care Services Pvt. Ltd.)

Notes to Financial Statements

Note No.	Particulars	(Rs. in Millions)			
		As at 31-March-2022 (Rs.)	As at 31-March-2021 (Rs.)	As at 31-March-2020 (Rs.)	As at 31-March-2019 (Rs.)
24	Revenue from operations				
	Income from medical and healthcare services*	2,985.90	1,647.28	1,327.05	1,018.33
	Total	2,985.90	1,647.28	1,327.05	1,018.33
	*Refer Note 38				
25	Other income				
	Interest income on bank deposits	0.50	0.32	0.30	0.73
	Interest on income tax refund	5.36	4.15	-	-
	Rental income from telecom towers	0.63	0.63	1.10	1.65
	Other non operating income- canteen sales	6.21	-	-	-
	Total	12.71	5.10	1.40	2.39
26	Cost of Material Consumed				
	Medicines consumed				
	Opening balance	14.16	15.75	15.62	13.16
	Purchase	277.54	173.68	129.67	95.96
	Less: closing stock	(13.24)	(14.16)	(15.75)	(15.62)
	Material Consumed-A	278.46	175.27	129.54	93.50
	Consumable stores				
	Opening balance	13.23	10.02	6.99	7.15
	Purchase	310.14	131.93	125.86	101.20
	Less: closing stock	(10.28)	(13.23)	(10.02)	(6.99)
	Stores Consumed-B	313.09	128.72	122.84	101.36
	TOTAL COST OF MATERIAL CONSUMED A+B	591.55	303.99	252.38	194.86
27	Employee benefits expense				
	Salaries, wages and other benefits	559.45	317.91	214.49	171.98
	Director's Remuneration	41.00	28.80	28.80	28.80
	Key men insurance	1.48	1.41	1.41	1.41
	Staff welfare expenses	9.69	1.52	1.34	2.51
	Total	611.62	349.63	246.04	204.70
28	Finance cost				
	Interest on secured loans	97.65	115.31	128.42	58.74
	Interest expense on Lease Liability- Srei Lease Rent (refer Note 32)	2.98	3.80	4.58	1.26
	Interest on unsecured loans	0.51	1.94	5.47	2.91
	Interest on Others - Land	13.32	-	-	-
	Interest on Statutory Dues	5.26	0.15	1.42	-
	Total	119.62	121.20	139.89	62.91
29	Depreciation and amortization expenses				
	Depreciation	131.65	144.25	168.72	83.81
	Total	131.65	144.25	168.72	83.81



Certified True Copy

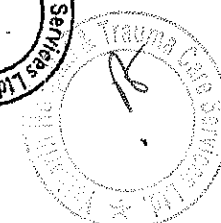
YATHARTH HOSPITAL & TRAUMA CARE SERVICES LIMITED
(Formerly Known as Yatharth Hospital & Trauma Care Services Pvt. Ltd.)

Notes to Financial Statements

(Rs. In Millions)

Note No.	Particulars	As at	As at	As at	As at
		31-March-2022 (Rs.)	31-March-2021 (Rs.)	31-March-2020 (Rs.)	31-March-2019 (Rs.)
30	Other expenses				
	Specialist Charges	361.16	250.28	233.41	180.44
	Lab Expenses	28.84	34.43	16.09	7.69
	Power, Fuel & Utilities	85.78	66.70	61.88	46.61
	Advertisement & Marketing	7.52	3.28	4.75	3.16
	Vehicle running & maintenance	20.44	7.91	7.24	10.61
	Repair & maintenance	60.61	36.32	19.79	20.64
	Discount allowed	206.47	106.59	98.97	105.02
	Provision for Expected credit loss	33.58	0.52	2.91	4.33
	Bank & Finance Charge	8.51	7.20	8.52	5.84
	Filing Fees	8.61	-	-	-
	Legal & Professional Charges	1.95	0.32	0.44	0.49
	Canteen & food	30.37	10.92	13.14	11.91
	CSR Expenses	3.00	1.10	1.00	0.80
	Conveyance & travel	8.59	1.53	1.75	3.14
	Director Sitting Fee	0.42	-	-	-
	Rent	15.61	8.11	6.83	5.22
	Printing & stationery	6.23	5.28	7.61	4.98
	Office expenses	39.48	8.18	8.43	4.67
	Communication Exp	3.62	2.53	2.15	2.12
	Insurance expenses	0.70	0.80	1.57	1.01
	Auditor's remuneration				
	- For Audit fees	0.60	0.06	0.06	0.03
	Other Miscellaneous Expenses	8.88	3.62	3.10	4.42
	TOTAL	940.98	555.66	499.60	423.14

31	Earning per Share	As at	As at	As at	As at
		31-March-2022 (Rs.)	31-March-2021 (Rs.)	31-March-2020 (Rs.)	31-March-2019 (Rs.)
	Particulars				
	Profit for the period/year	423.55	123.45	12.83	40.93
	Shares				
	Weighted Average number of equity shares at the beginning of the period/year	65,516,900.00	16,379,225.00	16,379,225.00	15,896,975.00
	Weighted Average number of equity shares issued during the period/year	-	-	-	3,964.00
Add	Weighted Average number of equity shares at the end of the period/year	65,516,900	16,379,225	16,379,225	15,900,939
Add/(Less)	Bonus shares issued subsequent to period end considered for calculation of Earning per share for relevant periods.	-	49,137,675	49,137,675	47,702,816
		65,516,900	65,516,900	65,516,900	63,603,755
Add/(Less)	Items having dilutive impact on equity shares				
	Weighted Average number of equity shares (without bonus shares) at the end of the period/year-Diluted EPS	65,516,900	16,379,225	16,379,225	15,900,939
	Earnings Per Share	6.46	7.54	0.78	2.57
	Diluted Earnings Per Share	6.46	7.54	0.78	2.57
	Weighted Average number of equity shares (with bonus shares) at the end of the period/year-Diluted EPS	65,516,900	65,516,900	65,516,900	63,603,755
	Earnings Per Share	6.46	1.88	0.20	0.64
	Diluted Earnings Per Share	6.46	1.88	0.20	0.64



Certified True Copy

Note No. 33

First Time Adoption of Ind AS

For periods up to and including the year ended 31 March 2021, the company prepared its financial statements in accordance with accounting standards notified under section 133 of the Companies Act 2013, read together with paragraph 7 of the Companies (Accounts) Rules, 2014 (Indian GAAP). Now the company has restated the Financials for the year ended 31 March 2019, 31st March 2020 and 31st March 2021.

The company has prepared restated financial statements which comply with Ind AS applicable for periods ending on 31 March 2021, together with the comparative period data as at and for the year ended 31 March 2020 and 31st March 2019 as described in the summary of significant accounting policies. In preparing these financial statements, the company's opening balance sheet was prepared as at 1st April 2018, the company's date of transition to Ind AS. This note explains the principal adjustments made by the company in restating its Indian GAAP financial statements, including the balance sheet as at 1 April 2018 and the financial statements as at and for the year ended 31 March 2019, 31 March 2020 and 31st March 2021.

Exemptions applied:-

Deemed cost- Fair value of property, plant and equipment

The Company has elected to continue with the carrying value of all of its plant and equipment, and intangible assets recognised as of April 1, 2018 (transition date) measured as per the previous GAAP and use that carrying value as its deemed cost as of the transition date.

Estimates

The estimates at 1 April 2018, as at 31 March 2019, 2020 and 2021 are consistent with those made for the same dates in accordance with Indian GAAP (after adjustments to reflect any differences in accounting policies) apart from the following items where application of Indian GAAP did not require estimation:

Impairment of financial assets based on expected credit loss model.



The estimates used by the company to present these amounts in accordance with Ind AS reflect conditions at 1 April 2018, the date of transition to Ind AS, as of 31 March 2019.

Classification and measurement of financial assets

The company has classified the financial assets in accordance with Ind AS 109 on the basis of facts and circumstances that exist at the date of transition to Ind AS.

Impairment of financial assets: (Trade receivables and other financial assets)

At the date of transition to Ind AS, the Company has determined that there significant increase in credit risk since the initial recognition of a financial instrument would require undue cost or effort, the Company has recognised a loss allowance at an amount equal to lifetime expected credit losses at each reporting date until that financial instrument is derecognised (unless that financial instrument is low credit risk at a reporting date).



Certified True Copy

YATHARTH HOSPITAL & TRAUMA CARE SERVICES LIMITED

(Formerly Known as Yatharth Hospital & Trauma Care Services Pvt. Ltd.)

Note 33 (i)(a)- Effect of Ind AS adoption on the standalone balance sheet as at April 1, 2018

(Rs. In Millions)


Particulars	Previous GAAP	IND AS ADJUSTMENTS	Ind AS
ASSETS			
1 Non Current assets			
(a) Property, plant and equipment	467.40	-	467.40
(b) Capital work in progress	801.48	30.08	831.56
(c) Investment in Subsidiaries	185.43	-	185.43
(d) Financial Assets	46.51	(31.94)	14.57
(e) Other Non Current Assets	-	17.80	17.80
	1,500.81	15.95	1,516.76
2 Current assets			
(a) Inventories	20.31	-	20.31
(b) Financial Assets	-	(6.11)	86.73
(i) Trade receivables	92.84	15.62	57.01
(ii) Cash and cash equivalents	41.40	1.36	1.36
(iii) Other Financial Assets	-	14.86	14.86
(c) Current Tax assets (Net)	-	10.84	10.84
(d) Other Current assets	-	-	-
	154.54	36.56	191.10
	1,655.35	52.51	1,707.87
Total Assets			
EQUITY AND LIABILITIES			
1 Equity			
(a) Equity Share Capital	158.97	-	158.97
(b) Other Equity	319.39	(10.23)	309.16
	478.36	(10.23)	468.13
2 Non-current liabilities			
(a) Financial liabilities	1,068.09	(150.54)	917.55
(i) Borrowings	-	-	-
(ii) Lease Liabilities	-	-	-
(iii) Others	-	-	-
(b) Deferred tax liabilities	10.54	4.23	14.77
(c) Provisions	-	0.18	0.18
	1,078.64	(146.13)	932.51
3 Current liabilities			
(a) Financial liabilities	-	167.00	167.00
(i) Borrowings	-	-	-
(ii) Lease Liabilities	-	-	-
(iii) Trade payables	-	-	-
(a) Total outstanding dues of Micro Enterprises and Small Enterprises	-	-	-
(b) Total outstanding dues of creditors other than Micro Enterprises and Small Enterprises	50.94	10.00	60.94
(iii) Other financial liabilities	-	68.39	68.39
(b) Other current liabilities	47.42	(36.52)	10.89
(c) Provisions	-	0.00	0.00
	98.35	208.88	307.23
	1,655.35	52.51	1,707.87
Total Equity and Liabilities			



Certified True Copy

Note 33 (i)(b)- Effect of Ind AS adoption on the standalone balance sheet as at 31st March 2019


Particulars		Previous GAAP	IND AS ADJUSTMENTS	Ind AS
ASSETS				
1	Non Current assets			
(a)	Property, plant and equipment	1,460.71	0.01	1,460.72
(b)	Capital work in progress	-	-	-
(c)	Right to use Asset	-	116.97	116.97
(d)	Investment in Subsidiaries	281.67	(1.06)	280.61
(e)	Financial Assets	71.14	(66.45)	4.69
(f)	Other Non Current Assets	-	31.92	31.92
		1,813.53	81.38	1,894.91
2	Current assets			
(a)	Inventories	22.61	-	22.61
(b)	Financial Assets			
(i)	Trade receivables	125.16	(5.89)	119.27
(ii)	Cash and cash equivalents	4.87	(2.17)	2.70
(iii)	Other Financial Assets	-	1.31	1.31
(c)	Current Tax assets (Net)	-	25.67	25.67
(d)	Other Current assets	-	10.79	10.79
		152.64	29.71	182.35
	Total Assets	1,966.17	111.09	2,077.26
EQUITY AND LIABILITIES				
1	Equity			
(a)	Equity Share Capital	163.79	-	163.79
(b)	Other Equity	392.08	1.41	393.49
		555.88	1.41	557.29
2	Non-current liabilities			
(a)	Financial liabilities			
(i)	Borrowings	1,195.29	(200.13)	995.15
(ii)	Lease Liabilities	-	90.46	90.46
(iii)	Others	-	-	-
(b)	Deferred tax liabilities	28.03	(14.93)	13.10
(c)	Provisions	-	0.23	0.23
		1,223.32	(124.37)	1,098.94
3	Current liabilities			
(a)	Financial liabilities			
(i)	Borrowings	-	187.69	187.69
(ii)	Lease Liabilities	-	16.66	16.66
(iii)	Trade payables			
(a)	Total outstanding dues of Micro Enterprises and Small Enterprises	-	-	-
(b)	Total outstanding dues of creditors other than Micro Enterprises and Small Enterprises	115.40	10.00	125.40
(iii)	Other financial liabilities	-	63.06	63.06
(b)	Other current liabilities	71.57	(43.35)	28.22
(c)	Provisions	-	0.00	0.00
		186.97	234.06	421.03
	Total Equity and Liabilities	1,966.17	111.09	2,077.26




Certified True Copy

Note 33 (i)(c)- Effect of Ind AS adoption on the standalone balance sheet as at 31st March 2020

Particulars		Previous GAAP	IND AS ADJUSTMENTS	Ind AS
ASSETS				
1 Non Current assets				
(a)	Property, plant and equipment	1,343.76	0.39	1,344.15
(b)	Capital work in progress	-	-	-
(c)	Right to use Asset	-	96.21	96.21
(d)	Investment in Subsidiaries	331.67	(1.06)	330.61
(e)	Financial Assets	115.05	(110.04)	5.00
(f)	Other Non Current Assets	-	50.02	60.02
		1,790.47	45.52	1,835.99
2 Current assets				
(a)	Inventories	25.76	-	25.76
(b)	Financial Assets	-	-	-
(i)	Trade receivables	184.43	(16.58)	167.85
(ii)	Cash and cash equivalents	14.40	(1.56)	12.84
(iii)	Other Financial Assets	-	1.42	1.42
(c)	Current Tax assets (Net)	-	45.95	45.95
(d)	Other Current assets	-	8.45	8.45
		224.59	37.69	262.28
Total Assets		2,015.06	83.21	2,098.27
EQUITY AND LIABILITIES				
1 Equity				
(a)	Equity Share Capital	163.79	-	163.79
(b)	Other Equity	400.04	6.28	406.32
		563.84	6.28	570.11
2 Non-current liabilities				
(a)	Financial liabilities	-	-	-
(i)	Borrowings	1,130.81	(248.71)	882.10
(ii)	Lease Liabilities	-	73.02	73.02
(iii)	Others	37.40	-	37.40
(b)	Deferred tax liabilities	43.69	(26.84)	16.85
(c)	Provisions	-	0.33	0.33
		1,211.90	(202.19)	1,009.70
3 Current liabilities				
(a)	Financial liabilities	-	-	-
(i)	Borrowings	-	236.53	236.53
(ii)	Lease Liabilities	-	17.44	17.44
(iii)	Trade payables	-	-	-
(a)	Total outstanding dues of Micro Enterprises and Small Enterprises	-	-	-
(b)	Total outstanding dues of creditors other than Micro Enterprises and Small Enterprises	109.63	11.97	121.60
(iii)	Other financial liabilities	129.70	(31.45)	98.24
(b)	Other current liabilities	-	44.59	44.59
(c)	Provisions	-	0.04	0.04
		239.33	279.13	518.45
Total Equity and Liabilities		2,015.06	83.21	2,098.27



Certified True Copy

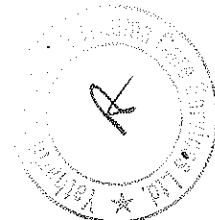


Note 33 (i)(d)- Effect of Ind AS adoption on the standalone balance sheet as at 31st March 2021

Particulars		Previous GAAP	IND AS ADJUSTMENTS	Ind AS
ASSETS				
1	Non Current assets			
(a)	Property ,plant and equipment	1,256.79	(10.59)	1,246.21
(b)	Capital work in progress	7.84	(7.84)	-
(c)	Right to use Asset	-	75.63	75.63
(d)	Investment in Subsidiaries	342.98	(1.06)	341.92
(e)	Financial Assets	3.30	2.91	6.21
(f)	Other Non Current Assets	-	53.80	53.80
		1,610.92	112.85	1,723.76
2	Current assets			
(a)	Inventories	27.39	-	27.39
(b)	Financial Assets			
(i)	Trade receivables	328.57	(11.85)	316.72
(ii)	Cash and cash equivalents	6.29	-	6.29
(iii)	Other Financial Assets	-	1.50	1.50
(c)	Current Tax assets (Net)	-	18.06	18.06
(d)	Other Current assets	104.31	(83.30)	21.01
		466.56	(75.59)	390.98
Total Assets		2,077.48	37.26	2,114.74
EQUITY AND LIABILITIES				
1	Equity			
(a)	Equity Share Capital	163.79	-	163.79
(b)	Other Equity	555.09	(25.33)	529.77
		718.89	(25.33)	693.56
2	Non-current liabilities			
(a)	Financial liabilities			
(i)	Borrowings	842.55	74.72	917.27
(ii)	Lease Liabilities	-	54.76	54.76
(iii)	Others	56.10	-	56.10
(b)	Deferred tax liabilities	53.35	(13.78)	39.57
(c)	Provisions	-	0.41	0.41
		951.99	116.11	1,068.11
3	Current liabilities			
(a)	Financial liabilities			
(i)	Borrowings	-	112.64	112.64
(ii)	Lease Liabilities	-	18.26	18.26
(iii)	Trade payables			
(a)	Total outstanding dues of Micro Enterprises and Small Enterprises	-	-	-
(b)	Total outstanding dues of creditors other than Micro Enterprises and Small Enterprises	130.81	(2.52)	128.28
(iii)	Other financial liabilities	275.79	(204.11)	71.68
(b)	Other current liabilities	-	22.16	22.16
(c)	Provisions	-	0.06	0.06
		406.60	(53.52)	353.08
Total Equity and Liabilities		2,077.48	37.26	2,114.74



Certified True Copy



YATHARTH HOSPITAL & TRAUMA CARE SERVICES LIMITED

(Formerly Known as Yatharth Hospital & Trauma Care Services Pvt. Ltd.)

(Rs. In Millions)

Note 33(ii)(a) Effect of Ind AS adoption on the standalone Profit & Loss as at March 31, 2019

Particular	Notes	Previous GAAP	Effect of transition to Ind AS	Ind AS
Revenue from operations		1,018.33	-	1,018.33
Other income		2.39	-	2.39
Total Income		1,020.72	-	1,020.72
Expenses:				
Cost of Material Consumed	1	188.14	6.72	194.86
Employee benefits expense	2	204.61	0.09	204.70
Specialist charges	1	180.44	(180.44)	-
Finance cost	3,4	61.17	1.74	62.91
Depreciation and amortization expenses	3	76.26	7.55	83.81
Other expenses	1,3,4,5	146.42	276.72	423.14
Discount and Provision for Expected credit Loss	1	105.02	(105.02)	-
Total expenses		962.06	7.36	969.42
Profit/(Loss) before tax		58.66	(7.36)	51.30
Exceptional items		-	-	-
Profit before tax		58.66	(7.36)	51.30
Tax expense:				
(1) Current tax		12.08	-	12.08
(2) Income tax of earlier years		-	-	-
(3) MAT credit availed/reversed	6	-	(12.08)	(12.08)
(4) Deferred tax (net)	6	17.49	(7.09)	10.40
Profit/(loss) from operations		29.10	11.81	40.90
Profit/(loss) from continuing operations		29.10	11.81	40.90
Tax expense of continuing operations		-	-	-
Profit/(loss) from continuing operations (after tax)		29.10	11.81	40.90
Profit/(loss) from discontinuing operations		-	-	-
Tax expense of discontinuing operations		-	-	-
Profit/(loss) from discontinuing operations (after tax)		-	-	-
Profit/(loss) for the period		29.10	11.81	40.90
Other Comprehensive Income	7	-	-	-
Items that will not be reclassified to profit or loss in subsequent periods:				
Re-measurement gains/(losses) on defined benefit plans		-	-0.04	0.04
Income tax on item that will not be reclassified to Profit & Loss		-	(0.01)	(0.01)
Total Comprehensive Income for the period		29.10	11.84	40.93

Explanation for reconciliation of Balance sheet and Profit & Loss as previously reported under previous GAAP to Ind AS

Note-1 Regrouping.

Note-2 Employee benefits: Under previous GAAP, actuarial gains and losses were recognised in the statement of profit and loss. Under Ind AS, the actuarial gains and losses form part of re-measurement of net defined benefit liability / asset which is recognised in other comprehensive income in the respective periods.


Note-3 Lease effect and Right to Use of Assets.

Note -4 Loan processing fees: As per IGAAP loan processing fees are charged to profit and loss or capitalized in the period in which it is incurred. Under Ind AS loan processing fees are amortised over the period of loan.

Note-5 Provision for Expected Credit Loss.

Note-6 Due to Restatement and Deferred Tax on IND AS Adjustment.

Note-7 Other Comprehensive Income.



Certified True Copy

Note 33(ii)(b) Effect of Ind AS adoption on the standalone Profit & Loss as at March 31, 2020

Particular	Notes	Previous GAAP	Effect of transition to Ind AS	Ind AS
Revenue from operations		1,327.05	-	1,327.05
Other income		1.40	-	1.40
Total Income		1,328.46	-	1,328.46
Expenses:				
Cost of Material Consumed	1	252.38	-	252.38
Employee benefits expense	2	245.93	0.11	246.04
Specialist charges	1	233.41	(233.41)	-
Finance cost	3,4	133.20	6.68	139.89
Depreciation and amortization expenses	3	148.34	20.37	168.72
Other expenses	1,3,4,5	187.38	312.22	499.60
Discount and Provision for Expected credit Loss	1	98.97	(98.97)	-
Total expenses		1,299.62	7.01	1,306.63
Profit/(Loss) before tax		28.83	(7.01)	21.83
Exceptional items		-	-	-
Profit before tax		28.83	(7.01)	21.83
Tax expense:				
(1) Current tax		5.22	-	5.22
(2) Income tax of earlier years		-	-	-
(3) MAT credit availed/reversed	6	-	(5.22)	(5.22)
(4) Deferred tax (net)	6	15.66	(6.68)	8.97
Profit/(loss) from operations		7.96	4.89	12.85
Profit/(loss) from continuing operations		7.96	4.89	12.85
Tax expense of continuing operations		-	-	-
Profit/(loss) from continuing operations (after tax)		7.96	4.89	12.85
Profit/(loss) from discontinuing operations		-	-	-
Tax expense of discontinuing operations		-	-	-
Profit/(loss) from discontinuing operations (after tax)		-	-	-
Profit/(loss) for the period		7.96	4.89	12.85
Other Comprehensive Income	7	-	-	-
Items that will not be reclassified to profit or loss in subsequent periods:				
Re-measurement gains/(losses) on defined benefit plans		-	(0.04)	(0.04)
Income tax on Item that will not be reclassified to Profit & Loss		-	0.01	0.01
Total Comprehensive Income for the period		7.96	4.87	12.83

Explanation for reconciliation of Balance sheet and Profit & Loss as previously reported under previous GAAP to Ind AS

Note-1 Regrouping.

Note-2 Employee benefits:-Under previous GAAP, actuarial gains and losses were recognised in the statement of profit and loss. Under Ind AS, the actuarial gains and losses form part of re-measurement of net defined benefit liability / asset which is recognised in other comprehensive income in the respective periods.

Note-3 Lease effect and Right to Use of Assets.

Note -4 Loan processing fees: As per IGAAP loan processing fees are charged to profit and loss or capitalized in the period in which it is incurred. Under Ind AS loan processing fees are amortised over the period of loan.

Note-5 Provision for Expected Credit Loss.

Note-6 Due to Restatement and Deferred Tax on IND AS Adjustment.

Note-7 Other Comprehensive Income.



Certified True Copy

Note 33(ii)(c) Effect of Ind AS adoption on the standalone Profit & Loss as at March 31, 2021

Particular	Notes	Effect of transition to Ind AS		
		Previous GAAP	AS	Ind AS
Revenue from operations		1,647.28	-	1,647.28
Other income		5.10	-	5.10
Total Income		1,652.38	-	1,652.38
Expenses:				
Cost of Material Consumed	1	303.99	-	303.99
Employee benefits expense	2	349.52	0.11	349.63
Specialist charges	1	250.28	(250.28)	-
Finance cost	3,4	116.68	4.52	121.20
Depreciation and amortization expenses	3	125.21	19.04	144.25
Other expenses	1,3,4,5	219.84	335.83	555.66
Discount and Provision for Expected credit Loss	1	106.59	(106.59)	-
Total expenses		1,472.10	2.64	1,474.74
Profit/(Loss) before tax		180.28	(2.64)	177.64
Exceptional items		-	-	-
Profit before tax		180.28	(2.64)	177.64
Tax expense:				
(1) Current tax		31.50	-	31.50
(2) Income tax of earlier years		-	-	-
(3) MAT credit availed/reversed	6	(15.93)	18.18	2.25
(4) Deferred tax (net)	6	9.66	10.80	20.46
Profit/(loss) from operations		155.05	(31.62)	123.43
Profit/(loss) from continuing operations		155.05	(31.62)	123.43
Tax expense of continuing operations		-	-	-
Profit/(loss) from continuing operations (after tax)		155.05	(31.62)	123.43
Profit/(loss) from discontinuing operations		-	-	-
Tax expense of discontinuing operations		-	-	-
Profit/(loss) from discontinuing operations (after tax)		-	-	-
Profit/(loss) for the period		155.05	(31.62)	123.43
Other Comprehensive Income	7	-	-	-
Items that will not be reclassified to profit or loss in subsequent periods:				
Re-measurement gains/(losses) on defined benefit plans		-	0.02	0.02
Income tax on item that will not be reclassified to Profit & Loss		-	(0.01)	(0.01)
Total Comprehensive Income for the period		155.05	(31.60)	123.45

Explanation for reconciliation of Balance sheet and Profit & Loss as previously reported under previous GAAP to Ind AS

Note-1 Regrouping.

Note-2 Employee benefits:-Under previous GAAP, actuarial gains and losses were recognised in the statement of profit and loss. Under Ind AS, the

Note-3 Lease effect and Right to Use of Asscets.

Note -4 Loan processing fees: As per IGAAP loan processing fees are charged to profit and loss or capitalized in the period in which it is incurred.

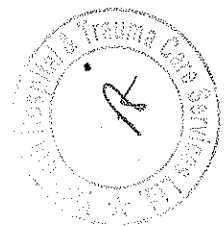
Note-5 Provision for Expected Credit Loss.

Note-6- Due to Restatement and Deferred Tax on IND AS Adjustment.

Note-7- Other Comprehensive Income.



Certified True Copy



YATHARTH HOSPITAL & TRAUMA CARE SERVICES LIMITED

(Formerly Known as Yatharth Hospital & Trauma Care Services Pvt. Ltd.)

(Rs. In Millions)

Note 33(iii) Reconciliation of Total Equity

	As at March 31, 2021	As at March 31, 2020	As at March 31, 2019	As at April 1, 2018
Other equity (shareholder's funds) under previous GAAP	555.09	400.04	392.08	319.39
Adjustment made for				
Loan procession Fees	1.77	2.18	2.44	2.08
Lease Liability Effect	(7.36)	(5.76)	(2.04)	1.46
Provision for Retirement Benefits	(0.49)	(0.38)	(0.27)	(0.19)
Provision for Expected Credit Loss	(17.12)	(16.60)	(13.69)	(9.36)
Impact of Deferred Tax on Account of Restatment	(4.64)	7.33	2.70	(5.90)
Impact of Deferred Tax on Account of IND AS	3.38	2.21	0.16	1.67
Effect of MAT Credit on restatment	(0.88)	17.29	12.08	-
Acturial Gain/Losses	0.02	0.00	0.03	-
Total adjustment	(25.33)	6.28	1.41	(10.23)
Other equity (shareholder's funds) under per IND AS	529.77	406.32	393.49	309.16

<this space has been intentionally left blank>



[Handwritten signature]



Certified True Copy



Note 34(i) : Fair Value Measurement
Categories of financial instruments

(Rs. in Millions)

Financial assets	As at March 31, 2022	As at March 31, 2021	As at March 31, 2020	As at March 31, 2019	As at 1 April 2018
Measured at amortised cost					
(i) Trade receivables	763.34	316.72	167.85	119.27	86.73
(ii) Cash and Bank balance	14.90	6.29	12.84	2.70	57.01
(iii) Other Bank Balances	3.40	1.50	1.42	1.31	1.36
(iv) Other financial assets-non current	9.06	6.21	5.00	4.69	14.57
Measured at Fair value	790.71	330.73	187.11	127.97	159.67
Investment other than investment in subsidiaries					
Measured at Cost					
Investment in subsidiary	468.83	341.92	330.61	280.61	185.43

Financial liabilities	As at March 31, 2022	As at March 31, 2021	As at March 31, 2020	As at March 31, 2019	As at 1 April 2018
Measured at amortised cost					
(i) Borrowings	1,091.97	1,029.91	1,118.64	1,182.84	1,084.56
(ii) Other financial liabilities	157.81	127.78	135.64	63.06	68.39
(iii) Lease Liabilities	55.85	73.02	90.46	107.12	-
(iv) Trade and other payables	160.90	128.28	121.60	125.40	60.94
Total	1,466.53	1,358.99	1,466.34	1,478.42	1,213.89

(i) Fair Value Hierarchy

Fair value measurements

Particulars	Fair value as at					Fair value hierarchy	Valuation technique(s) and key input(s)
	As at March 31, 2022	As at March 31, 2021	As at March 31, 2020	As at March 31, 2019	As at 1 April 2018		
Financial assets							
Financial Liabilities							

The fair values of current debtors, cash & bank balances, loan to related party, security deposit to government department, current creditors and current borrowings and other financial liability are assumed to approximate their carrying amounts due to the short-term maturities of these assets and liabilities.

Particulars	Carrying value				
	As at March 31, 2022	As at March 31, 2021	As at March 31, 2020	As at March 31, 2019	As at 1 April 2018
i) Financial assets - Current					
Trade receivables	763.34	316.72	167.85	119.27	86.73
Cash and cash equivalents	1.90	3.09	8.90	1.81	1.36
Bank Balances	12.50	3.20	3.94	0.89	55.65
Other Bank balances	3.40	1.50	1.42	1.31	1.36
ii) Financial liabilities - Current					
Trade payables	160.90	128.28	121.60	125.40	60.94
Borrowing	391.42	112.64	236.53	187.69	167.00
Lease Liabilities	19.12	18.26	17.44	16.66	-
Other financial liabilities	101.71	71.68	98.24	63.06	68.39

(iii) Valuation techniques used to determine Fair value

The Company maintains policies and procedures to value financial assets or financial liabilities using the best and most relevant data available. The fair values of the financial assets and liabilities are included at the amount that would be received to sell an asset or paid to transfer a liability in an orderly transaction between market participants at the measurement date.



Certified True Copy

Note 34(ii) : FINANCIAL RISK MANAGEMENT

The Company's principal financial liabilities other than derivatives comprise loans and borrowings trade and other payables. The main purpose of these financial liabilities is to finance the Company's operations. The Company's principal financial assets include Lease Liabilities, loans trade and other receivables and cash and cash equivalents that are derived directly from its operations.

The Company's financial risk management is an integral part of how to plan and execute its business strategies. The Company is exposed to market risk credit risk and liquidity risk. The company's focus is to foresee the unpredictability of financial markets and seek to minimize potential adverse effects on its financial performance.

The Company's principal financial liabilities comprise borrowings trade and other payables. The main purpose of these financial liabilities is to manage finances for the Company's operations. The Company principal financial asset includes loan trade and other receivables and cash and short-term deposits that arise directly from its operations.

The Company's activities are exposed to market risk, credit risk and liquidity risk.

I. Market risk

Market risk is the risk that the fair value or future cash flows of a financial instrument will fluctuate because of changes in market prices. Market prices comprise three types of risk: currency rate risk interest rate risk and other price risks such as equity price risk and commodity price risk. Financial instruments affected by market risk include loans and borrowings deposits investments and derivative financial instruments.

The sensitivity of the relevant profit or loss item is the effect of the assumed changes in respective market risks.

(a) Interest rate risk

Interest rate risk is the risk that the fair value or future cash flows of a financial instrument will fluctuate because of changes in market interest rates. In order to optimize the Company's position with regard to interest income and interest expenses and to manage the interest rate risk treasury performs a comprehensive corporate interest rate risk management by balancing the proportion of the fixed rate and floating rate financial instruments in its total portfolio.

(i) The exposure of group borrowings to interest rate changes at the end of reporting period are as follows (except for lease liabilities)

Particulars	As at March 31 2022	As at March 31 2021	As at March 31 2020	As at March 31 2019	As at 1 April 2018
Variable rate borrowings	79.15	868.31	894.87	968.35	957.78
Fixed rate borrowings	1,012.83	161.60	223.77	214.49	126.77
Total borrowings	1,091.97	1,029.91	1,118.64	1,182.84	1,084.56

(ii) As at the end of reporting period the company had the following variable rate borrowings and interest rate swap contracts outstanding:

Particulars	As at March 31 2022			As at March 31 2021		
	Weighted average interest rate	Balance	% of total loans	Weighted average interest rate	Balance	% of total loans
Borrowings	6.70%	79.15	7.25%	11.40%	868.31	84.31%
% of total loans						
Net exposure to cash flow interest rate risk		79.15			868.31	

Particulars	As at March 31 2020			As at March 31 2019		
	Weighted average interest rate	Balance	% of total loans	Weighted average interest rate	Balance	% of total loans
Borrowings	12.32%	894.87	80.00%	10.82%	968.35	81.87%
% of total loans						
Net exposure to cash flow interest rate risk		894.87			968.35	

(iii) Sensitivity

Profit/loss is sensitive to higher/lower interest expense from borrowings as a result of changes in interest rates.

Particulars	Increase/ Decrease in Basis Points	Impact on Profit before Tax for the FY ending			
		March 31 2022	March 31 2021	March 31 2020	March 31 2019
INR	+50	0.40	4.34	4.47	4.84
	- 50	(0.40)	(4.34)	(4.47)	(4.84)

(b) Foreign currency risk

Foreign currency risk is the risk that the fair value or future cash flows of an exposure will fluctuate because of changes in foreign exchange rates. The Company has no foreign currency loans in current year end and previous year. Therefore no sensitivity is provided.

(c) Price Risk

The company exposure to equity securities price risk arises from the investments held by company and classified in the balance sheet at fair value through profit and loss. The company does not have any investments at the current year end and previous year which are held for trading. Therefore no sensitivity is provided.



Certified True Copy

II. Credit risk

Credit risk refers to the risk that a counterparty will default on its contractual obligations resulting in financial loss to the Company. The company has adopted a policy of only dealing with creditworthy counterparties and obtaining sufficient collateral where appropriate as a means of mitigating the risk of financial loss from defaults. The company's credit risk exposure towards its counterparties are continuously monitored. Credit exposure of any party is controlled, reviewed and approved by the appointed company official in this regard.

Trade receivables may be analysed as follows:


Age of receivables	As at March 31 2022	As at March 31 2021	As at March 31 2020	As at March 31 2019	As at 1 April 2018
Within the credit period					
1-180 days past due	609.01	314.49	119.35	52.30	48.83
more than 180 days	205.03	19.36	65.09	80.65	47.25
Total	814.04	333.85	184.45	132.96	96.09

III. Liquidity Risk

Liquidity risk is defined as the risk that company will not be able to settle or meet its obligation on time or at a reasonable price. The Company's objective is to at all times maintain optimum levels of liquidity to meet its cash and collateral requirements. The Company's management is responsible for liquidity funding as well as settlement management. In addition processes and policies related to such risk are overseen by senior management. Management monitors the company's net liquidity position through rolling forecast on the basis of expected cash flows.

The table below provides details regarding the remaining contractual maturities of financial liabilities at the reporting date based on contractual undiscounted payments:

Particulars	Within 1 year	1-3 years	More than 3 years	Total	Carrying amount
As at March 31 2022					
Borrowings	391.42	476.34	224.21	1,091.97	1,091.97
Trade payables	160.90	-	-	160.90	160.90
Lease Liabilities	19.12	36.74	-	55.85	55.85
Other financial liabilities	101.71	56.10	-	157.81	157.81
Total	673.15	569.18	224.21	1,466.53	1,466.53
As at March 31 2021					
Borrowings	112.64	917.27	-	1,029.91	1,029.91
Trade payables	128.28	-	-	128.28	128.28
Lease Liabilities	18.26	54.76	-	73.02	73.02
Other financial liabilities	71.68	56.10	-	127.78	127.78
Total	330.86	1,028.13	-	1,358.99	1,358.99
As at March 31 2020					
Borrowings	236.53	586.49	295.61	1,118.64	1,118.64
Trade payables	121.60	-	-	121.60	121.60
Lease Liabilities	17.44	57.39	15.63	90.46	90.46
Other financial liabilities	98.24	37.40	-	135.64	135.64
Total	473.82	681.28	311.24	1,466.34	1,466.34
As at March 31 2019					
Borrowings	187.69	555.01	440.15	1,182.84	1,182.84
Trade payables	125.40	-	-	125.40	125.40
Lease Liabilities	16.66	54.82	35.64	107.12	107.12
Other financial liabilities	63.06	-	-	63.06	63.06
Total	392.80	609.82	475.79	1,478.42	1,478.42
As at 1 April 2018					
Borrowings	167.00	537.05	380.50	1,084.55	1,084.55
Trade payables	60.94	-	-	60.94	60.94
Lease Liabilities	-	-	-	-	-
Other financial liabilities	68.39	-	-	68.39	68.39
Total	296.33	537.05	380.50	1,213.89	1,213.89



Certified True Copy

YATHARTH HOSPITAL & TRAUMA CARE SERVICES LIMITED
(Formerly Known as Yatharth Hospital & Trauma Care Services Pvt. Ltd.)

35 Corporate Social Responsibility

As per Section 135 of the Companies Act, 2013, any company, meeting the applicability threshold, needs to spend at least 2% of its average net profit for the immediately preceding three financial years on corporate social responsibility (CSR) activities. The Board of Directors of the Company has approved the following expenditure on CSR activities.

Particulars	(Rs. In Millions)			
	For the year ended 31-March-2022 (Rs.)	For the year ended 31-March-2021 (Rs.)	For the year ended 31-March-2020 (Rs.)	For the year ended 31-March-2019 (Rs.)
-Gross amount required to be spent during the year as per calculation specified for CSR activities	1.79	1.10	1.25	1.14
-Amount approved by the board to be spend during the year	3.00	1.10	1.25	1.14
-Amount spend during the period/ year	3.00	1.10	1.00	0.80
-Shortfall at the end of period/year	-	0.00	0.25	0.34

-Reasons for Shortfall

>>For the year ended 31st March 2021

The co. is obligated to spend the CSR amount in such way that it achieves its purpose of social upliftment. At times identifying and then judiciously spending money may not be possible in the given time frame. In such cases the required unspent money is spent in the following year.

-Nature of CSR Activities

Amount during the year ended 31st March, 2022 & 31 March 2021 has been paid to charitable society which works for health care of poor people.

*For the shortfall pertaining to 31 March, 2021 the company has deposited Rs. 0.002 Million to PM Cares fund on 12/02/2022

The computation of CSR dues is based on the Profit and Loss, as made out on the basis of the already adopted accounts for the preceding financial years.

36 Disclosure as required under Notification No. G.S.R.(E) dated 4th September, 2015 as updated vide notification dated 22nd January 2019 issued by the Ministry of Corporate Affairs w.r.t MSME (As certified by the Management):

As per information available with the management, no supplier has declared MSME status. As such, this disclosure is not applicable.

Particulars	As at March 31,	As at March 31, 2021	As at March 31, 2020	As at March 31,	As at April 1, 2018
	2022			2019	

a) The principal amount and interest due thereon remaining unpaid to any supplier- MSME.



-Principal	22.81	-	-	-	-
-Interest	0.18	-	-	-	-

The amount of interest paid by the buyer in terms of Section 16 of the Micro Small and Medium Enterprise Development Act, 2006 (MSMED Act) along with the amounts of payment made to the suppliers beyond the appointed day during each accounting year.

c) The amount of interest due and payable for the period of delay in making payment (which have been paid but beyond the appointed date during period) but without adding the interest specified under the MSMED Act.

d) The amount of interest accrued and remaining unpaid. 0.18

The amount of further interest remaining due and payable even in the succeeding period, until such date when the interest dues above are actually paid to the small enterprise for the purpose of disallowance as a deductible expenditure under section 23 of the MSMED Act.




Certified True Copy

YATHARTH HOSPITAL & TRAUMA CARE SERVICES LIMITED
 Formerly Known as Yatharth Hospital & Trauma Care Services Pvt. Ltd.

37. Borrowings

Details of borrowings availed by the company


S. No	Bank/ Financial Institution	Category of Loan	Interest Rate	Security & Collateral provided	Repayment Terms	(Rs. In Millions)					
						As at March 31, 2022	As at March 31, 2021	As at March 31, 2020	As at March 31, 2019	As at April 1, 2018	
1	LIC Housing Finance Ltd	Term Loan	10.90%	Hypothecation created on hospital land & building situated at Plot No- HO-01, Sector-Omega-1, Greater Noida Uttar Pradesh	EMI of Rs. 1,03,50,941 payable for the period upto Oct -2025		506.96	523.39	561.09	581.00	
<i>Maximum amount O/s during the period/ year</i>											
<i>The loan has been taken over by State Bank of India against fresh Term Loan availed from them</i>						(501.21)	(546.01)	(561.17)	(585.24)		
2	LIC Housing Finance Ltd	Term Loan	10.90%	Hypothecation created on hospital land & building situated at Plot No- NH-01, Sector-110 Noida and NH-32 Sector Omega 1, Greater Noida Uttar Pradesh	EMI of Rs 71,62,757 payable for the period up to Oct -2025		361.35	371.48	407.26	376.78	
<i>Maximum amount O/s during the period/ year</i>											
<i>The loan has been taken over by State Bank of India against fresh Term Loan availed from them</i>						(357.47)	(367.73)	(403.80)	(424.80)		
3	Kotak Mahindra Bank	Other Loan LAP-DORD	7.80%	Hypothecation created on personal properties of promoters	EMI of Rs 11,66,667 payable for the period up to December, 2022		33.12	49.76	53.84	66.16	
<i>Maximum amount O/s during the period/ year</i>											
<i>This loan has been closed by making prepayment during the month of March, 2022</i>						(30.06)	(45.04)	(51.97)	(60.20)		
4	Indusind Bank	Other Loan CC-DORD	9.90%	Unsecured Loan	EMI of Rs. 1,38,869 payable for the period up to December, 2022		2.37	3.19	4.57	0.88	
<i>Maximum amount O/s during the period/ year</i>											
<i>This loan has been closed by making prepayment during the month of March, 2022</i>						(2.16)	(3.19)	(4.43)	(4.72)		
5	Indusind Bank	Equipment Loan	9.00%	Hypothecation created on the assets purchased out of the proceeds of the loan.	EMI of Rs. 6,67,195 payable for the period up to March -2024	14.80	21.20	-	-	-	
<i>Maximum amount O/s during the period/ year</i>											
<i>This loan has been closed by making prepayment during the month of March, 2022</i>						(20.73)	(21.30)	-	-	-	
6	Indusind Bank	Equipment Loan	11.00%	Hypothecation created on the assets purchased out of the proceeds of the loan.	EMI of Rs. 4,99,637 payable for the period up to December -2023	9.27	14.09	15.98	-	-	
<i>Maximum amount O/s during the period/ year</i>											
<i>This loan has been closed by making prepayment during the month of March, 2022</i>						(13.71)	(16.70)	(19.33)	-	-	
7	Indusind Bank	Equipment Loan	11.00%	Hypothecation created on the assets purchased out of the proceeds of the loan.	EMI of Rs. 2,51,878 payable for the period up to December-2022	1.94	4.62	5.81	-	-	
<i>Maximum amount O/s during the period/ year</i>											
<i>This loan has been closed by making prepayment during the month of March, 2022</i>						(4.41)	(6.08)	(7.69)	-	-	
8	Kotak Mahindra Bank	Equipment Loan	10.00%	Hypothecation created on the assets purchased out of the proceeds of the loan.	EMI of Rs. 14,02,580 payable for the period up to September, 2022	5.23	20.91	29.55	42.41	-	
<i>Maximum amount O/s during the period/ year</i>											
<i>This loan has been closed by making prepayment during the month of March, 2022</i>						(19.66)	(29.56)	(41.39)	(51.31)	-	
9	Kotak Mahindra Bank	Equipment Loan	10.00%	Hypothecation created on the assets purchased out of the proceeds of the loan.	EMI of Rs. 3,87,806 payable for the period up to October, 2021	-	2.61	5.28	7.73	-	
<i>Maximum amount O/s during the period/ year</i>											
<i>This loan has been closed by making prepayment during the month of March, 2022</i>						(2.24)	(5.14)	(8.78)	(11.70)	-	
10	SREI Equipment Finance Limited	Equipment Loan	12.00%	Hypothecation created on the assets purchased out of the proceeds of the loan.	EMI of Rs. 9,37,000 payable for the period up to February -2024	17.73	27.74	36.75	40.99	-	
<i>Maximum amount O/s during the period/ year</i>											
<i>This loan has been closed by making prepayment during the month of March, 2022</i>						(27.08)	(37.20)	(41.18)	(41.93)	-	
11	SREI Equipment Finance Limited	Equipment Loan	12.00%	Hypothecation created on the assets purchased out of the proceeds of the loan.	EMI of Rs. 15,59,566 payable for the period up to September - 2021	-	7.77	27.20	-	-	
<i>Maximum amount O/s during the period/ year</i>											
<i>This loan has been closed by making prepayment during the month of March, 2022</i>						(4.71)	(25.94)	(31.92)	-	-	
12	SREI Equipment Finance Limited	Equipment Loan	12.00%	Hypothecation created on the assets purchased out of the proceeds of the loan.	-	-	-	-	7.37	21.57	
<i>Maximum amount O/s during the period/ year</i>											
<i>This loan has been closed by making prepayment during the month of March, 2022</i>						-	-	-	(14.12)	-	
	Punjab National Bank	Vehicle Loan	8.55%	Hypothecation created on the assets purchased out of the proceeds of the loan.	EMI of Rs. 1,03,000 payable for the period up to April, 2026	4.23	-	-	-	-	
<i>Maximum amount O/s during the period/ year</i>											
<i>This loan has been closed by making prepayment during the month of March, 2022</i>						(5.06)	-	-	-	-	



Certified True Copy

14	Axis Bank Ltd	Vehicle Loan	8.35%	Hypothecation created on the assets purchased out of the proceeds of the loan.	EMI of Rs. 1,83,999 payable for the period up to September, 2025	6.66	8.24	-	-	-
<i>Maximum amount O/s during the period/ year</i>						(9.11)	(9.00)	-	-	-
15	Bank of Baroda	Vehicle Loan	7.45%	Hypothecation created on the assets purchased out of the proceeds of the loan.	EMI of Rs. 1,05,776 payable for the period up to February, 2026	4.23	5.26	-	-	-
<i>Maximum amount O/s during the period/ year</i>						(5.18)	(5.36)	-	-	-
16	HDFC Bank Limited	Vehicle Loan	8.00%	Hypothecation created on the assets purchased out of the proceeds of the loan.	EMI of Rs. 1,61,000 payable for the period up to October, 2022	1.02	2.76	3.97	5.52	7.00
<i>Maximum amount O/s during the period/ year</i>						(2.66)	(4.05)	(5.40)	(5.84)	-
17	HDFC Bank Limited	Vehicle Loan	9.10%	Hypothecation created on the assets purchased out of the proceeds of the loan.	EMI of Rs. 48,307 payable for the period up to October, 2024	1.33	1.77	2.07	-	-
<i>Maximum amount O/s during the period/ year</i>						(1.73)	(2.10)	(2.32)	-	-
18	HDFC Bank Limited	Vehicle Loan	8.50%	Hypothecation created on the assets purchased out of the proceeds of the loan.	EMI of Rs. 65,120 payable for the period up to June, 2023	0.92	1.60	2.22	2.78	-
<i>Maximum amount O/s during the period/ year</i>						(1.54)	(2.17)	(2.74)	(3.14)	-
19	HDFC Bank Limited	Vehicle Loan	10.00%	Hypothecation created on the assets purchased out of the proceeds of the loan.	EMI of Rs. 31,810 payable for the period up to June, 2023	-	0.74	0.89	1.17	-
<i>Maximum amount O/s during the period/ year</i> This loan has been closed by making prepayment during the month of December, 2021						(0.73)	(0.93)	(1.15)	(1.25)	-
20	HDFC Bank Limited	Vehicle Loan	10.00%	Hypothecation created on the assets purchased out of the proceeds of the loan.	EMI of Rs. 31,810 payable for the period up to June, 2023	-	0.74	0.89	1.17	-
<i>Maximum amount O/s during the period/ year</i> This loan has been closed by making prepayment during the month of December, 2021						(0.73)	(0.93)	(1.15)	(1.25)	-
21	HDFC Bank Limited	Vehicle Loan	10.00%	Hypothecation created on the assets purchased out of the proceeds of the loan.	EMI of Rs. 26,485 payable for the period up to June -2023	0.36	0.61	0.72	1.17	-
<i>Maximum amount O/s during the period/ year</i>						(0.61)	(0.75)	(1.15)	(1.25)	-
22	HDFC Bank Limited	Vehicle Loan	9.00%	Hypothecation created on the assets purchased out of the proceeds of the loan.	EMI of Rs. 81,625 payable for the period up to November -2022	-	0.57	1.22	2.05	2.74
<i>Maximum amount O/s during the period/ year</i> This loan has been closed by making prepayment during the month of November, 2021						(0.51)	(1.24)	(1.98)	(2.68)	-
23	HDFC Bank Limited	Vehicle Loan	10.25%	Hypothecation created on the assets purchased out of the proceeds of the loan.	EMI of Rs. 1,00,430 payable for the period up to Feb -2015	-	-	-	0.96	2.02
<i>Maximum amount O/s during the period/ year</i>						-	-	-	(1.94)	-
	HDFC Bank Limited	Vehicle Loan	8.60%	Hypothecation created on the assets purchased out of the proceeds of the loan.	EMI of Rs. 15,490 payable for the period up to September, 2022	-	0.26	0.42	0.56	0.70
<i>Maximum amount O/s during the period/ year</i> This loan has been closed by making prepayment during the month of December, 2021						(0.25)	(0.40)	(0.55)	(0.68)	-
	HDFC Bank Limited	Vehicle Loan	9.00%	Hypothecation created on the assets purchased out of the proceeds of the loan.	EMI of Rs. 17,020 payable for the period up to January, 2022	-	0.15	0.30	0.47	0.63
<i>Maximum amount O/s during the period/ year</i> This loan has been closed by making prepayment during the month of December, 2021						(0.14)	(0.31)	(0.46)	(0.62)	-
	HDFC Bank Limited	Vehicle Loan	8.60%	Hypothecation created on the assets purchased out of the proceeds of the loan.	EMI of Rs. 17,020 payable for the period up to January, 2022	-	0.15	0.30	0.47	0.63
<i>Maximum amount O/s during the period/ year</i> This loan has been closed by making prepayment during the month of December, 2021						(0.14)	(0.31)	(0.46)	(0.62)	-
	HDFC Bank Limited	Vehicle Loan	9.60%	Hypothecation created on the assets purchased out of the proceeds of the loan.	Paid in full during FY 2020-21	-	-	0.22	0.53	0.64
<i>Maximum amount O/s during the period/ year</i>						-	-	(0.50)	(0.61)	-
	Ratnakar Bank Limited	Business Loan	14.00%	Unsecured Loan	EMI of Rs. 1,36,711 payable for the period up to April-2022	-	1.50	2.95	-	-
<i>Maximum amount O/s during the period/ year</i> This loan has been closed by making prepayment during the month of March, 2022						(1.39)	(2.85)	(3.92)	-	-

Certified True Copy




29	Aditya Birla Finance Limited	Business Loan	12.00%	Unsecured Loan	EMI of Rs. 1,50,960 payable for the period up to February, 2022	-	1.47	2.60	4.01	-
						(1.37)	(2.67)	(3.90)	(4.54)	-
					Maximum amount O/s during the period/ year This loan has been closed by making prepayment during the month of December, 2021					
30	Eta Capital Financial Services Limited	Business Loan	13.50%	Unsecured Loan	EMI of Rs. 2,36,885 payable for the period up to September, 2021	-	1.30	2.87	4.90	5.46
						(1.04)	(3.07)	(5.00)	(5.09)	
					Maximum amount O/s during the period/ year					
31	ICICI Bank Limited	Business Loan	11.20%	Unsecured Loan	EMI of Rs. 87,365 payable for the period up to December, 2022	-	1.73	2.54	3.26	3.94
						(1.66)	(2.47)	(3.20)	(3.85)	
					Maximum amount O/s during the period/ year This loan has been closed by making prepayment during the month of March, 2022					
32	Bajaj Finance Limited	Business Loan	15.00%	Unsecured Loan	Loan completely repaid during FY 2020-21	-	-	0.13	0.85	1.50
								(0.79)	(1.43)	
					Maximum amount O/s during the period/ year					
33	HDFC Bank Ltd	Business Loan	10.99%	Unsecured Loan	Loan completely repaid during FY 2020-21	-	-	-	3.33	7.00
								(3.01)	(6.71)	
					Maximum amount O/s during the period/ year					
34	Capital First Limited	Business Loan	12.50%	Unsecured Loan	Loan completely repaid during FY 2020-21	-	-	-	3.10	6.87
								(2.76)	(6.50)	
					Maximum amount O/s during the period/ year					
35	Edelweiss Retail Finance Limited	Business Loan	16.00%	Unsecured Loan	Loan completely repaid during FY 2018-19	-	-	-	-	0.91
									(0.74)	
					Maximum amount O/s during the period/ year					
36	Fulerton India Credit Co. Ltd	Business Loan	12.49%	Unsecured Loan	Loan completely repaid during FY 2020-21	-	-	1.59	4.06	-
								(3.86)	(5.00)	
					Maximum amount O/s during the period/ year					
37	Deepraj Investments	Business Loan	12.25%	Unsecured Loan	Loan completely repaid during FY 2020-21	-	-	25.13	20.00	-
								(25.13)	(20.00)	
					Maximum amount O/s during the period/ year					
38	Kotak Mahindra Bank	Business Loan	External Bench Mark+ 2.70%	Secured Loan	EMI of Rs. 12,07,018 payable for the period up to January, 2029	79.15	-	-	-	-
						80.00	-	-	-	-
					Maximum amount O/s during the period/ year					
39	State Bank of India	Overdraft/ Cash Credit Facility	6.00%	Secured Loan		100.46	-	-	-	-
						(100.46)	-	-	-	-
					Maximum amount O/s during the period/ year					
40	State Bank of India	Term loan	6.00%	Secured Loan	EMI of Rs. 78,82,887 payable for the period up to December, 2025	310.06	-	-	-	-
						(329.40)	-	-	-	-
					Maximum amount O/s during the period/ year					
41	State Bank of India	Term loan	6.00%	Secured Loan	EMI of Rs. 1,09,98,265 payable for the period up to December, 2025	433.93	-	-	-	-
						(460.00)	-	-	-	-
					Maximum amount O/s during the period/ year					
42	State Bank of India	Medical Equipment Loan	6.00%	Secured Loan	Total facility available is of Rs. 7 Crores but till 31st March, 2022 facility utilized for Rs. 4.67 Crores	46.79	-	-	-	-
						(46.79)	-	-	-	-
					Maximum amount O/s during the period/ year					
43	Punjab National Bank	Vehicle Loan	6.85%	Hypothecation created on the assets purchased out of the proceeds of the loan.	EMI of Rs. 9,980 payable for the period up to November, 2028	0.63	-	-	-	-
						(0.66)	-	-	-	-
					Maximum amount O/s during the period/ year					

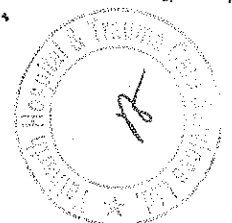


Certified True Copy

44	Punjab National Bank	Vehicle Loan	6.85%	Hypothecation created on the assets purchased out of the proceeds of the loan.	EMI of Rs. 9,980 payable for the period up to November, 2028	0.63	-	-	-	-
	Maximum amount Q/s during the period/ year					(0.66)	-	-	-	-
45	Punjab National Bank	Vehicle Loan	6.85%	Hypothecation created on the assets purchased out of the proceeds of the loan.	EMI of Rs. 9,980 payable for the period up to November, 2028	0.63	-	-	-	-
	Maximum amount Q/s during the period/ year					(0.66)	-	-	-	-
46	Punjab National Bank	Vehicle Loan	6.85%	Hypothecation created on the assets purchased out of the proceeds of the loan.	EMI of Rs. 9,980 payable for the period up to November, 2028	0.63	-	-	-	-
	Maximum amount Q/s during the period/ year					(0.66)	-	-	-	-
47	Punjab National Bank	Vehicle Loan	6.85%	Hypothecation created on the assets purchased out of the proceeds of the loan.	EMI of Rs. 9,980 payable for the period up to November, 2028	0.62	-	-	-	-
	Maximum amount Q/s during the period/ year					(0.65)	-	-	-	-
48	Punjab National Bank	Vehicle Loan	6.85%	Hypothecation created on the assets purchased out of the proceeds of the loan.	EMI of Rs. 32,000 payable for the period up to February, 2029	2.05	-	-	-	-
	Maximum amount Q/s during the period/ year					(2.10)	-	-	-	-
49	Punjab National Bank	Vehicle Loan	6.85%	Hypothecation created on the assets purchased out of the proceeds of the loan.	EMI of Rs. 32,000 payable for the period up to February, 2029	2.05	-	-	-	-
	Maximum amount Q/s during the period/ year					(2.10)	-	-	-	-
50	Deepak Kumar Tyagi	Business Loan	0.00%	Unsecured Loan	Loan completely repaid during FY 2020-21	-	-	0.50	-	-
	Maximum amount Q/s during the period/ year					-	-	(0.50)	-	-
51	Vinod Tyagi	Business Loan	0.00%	Unsecured Loan	Loan completely repaid during FY 2020-21	-	-	0.50	-	-
	Maximum amount Q/s during the period/ year					-	-	(0.50)	-	-
52	Lal Chand Tyagi	Business Loan	0.00%	Unsecured Loan	Loan completely repaid during FY 2020-21	-	-	0.40	-	-
	Maximum amount Q/s during the period/ year					-	-	(0.40)	-	-
53	Dr. Ajay Kumar Tyagi			Unsecured Loan		8.70	-	-	-	-
	Maximum amount Q/s during the period/ year					(8.70)	-	-	-	-
54	Dr. Kapil Kumar			Unsecured Loan		10.44	-	-	-	-
	Maximum amount Q/s during the period/ year					(10.44)	-	-	-	-
55	Yatharth Tyagi			Unsecured Loan		32.50	-	-	-	-
	Maximum amount Q/s during the period/ year					(32.50)	-	-	-	-



Certified True Copy



YATHARTH HOSPITAL & TRAUMA CARE SERVICES LIMITED
(Formerly known as Yatharth Hospital & Trauma Care Services Pvt. Ltd.)

37. Revenue from contracts with customers

Disaggregated revenue information

Set out below is the disaggregation of the Company's revenue from contracts with customers:

Particulars	For the year ended 31 March 2022	For the year ended 31 March 2021	For the year ended 31 March 2020	For the year ended 31 March 2019
Income from medical and healthcare services				
Revenue from hospital services	2,985.90	1,647.28	1,327.05	1,018.33
Location of revenue recognition	2,985.90	1,647.28	1,327.05	1,018.33

All the business operations of the company are in India.

Timing of revenue recognition

Particulars	For the year ended 31 March 2022	For the year ended 31 March 2021	For the year ended 31 March 2020	For the year ended 31 March 2019
Services transferred at a point of time	366.39	284.01	276.19	206.08
Total revenue from contracts with customers	366.39	284.01	276.19	206.08

No single customer represents 10% or more of the Company's total revenue during the periods/years ended March, 2022 and 31 March 2021

Reconciliation of revenue recognised with the contracted price is as follows:

Particulars	For the year ended 31 March 2022	For the year ended 31 March 2021	For the year ended 31 March 2020	For the year ended 31 March 2019
Contracted price	3,200.87	1,783.52	1,478.03	1,103.15
Reduction towards variable consideration components*	(214.97)	(136.25)	(150.97)	(84.32)
Discounts	(214.97)	(136.25)	(150.97)	(84.32)
Revenue recognised	2,985.90	1,647.28	1,327.05	1,018.33

*Variable consideration components include discounts on the contract price.

Contract balances

Particulars	As at 31 March 2022	As at 31 March 2021	As at 31 March 2020	As at 31 March 2019
Trade receivables*	814.04	333.85	184.45	132.96
Contract liabilities (advance from patients)#	6.39	5.27	1.23	7.80

Movement in contract liabilities during the period/ year:

Particulars	As at 31 March 2022	As at 31 March 2021	As at 31 March 2020	As at 31 March 2019
Balance at the beginning of the period/year	5.27	1.23	7.80	3.08
Less: Revenue recognised from above	(5.27)	(1.23)	(7,800,717.00)	(3,084,042.00)
Add: Addition during the period/year	6.39	5.27	1.23	7.80
Balance at the end of the period/ year	6.39	5.27	(7,800,707.97)	(3,084,031.12)

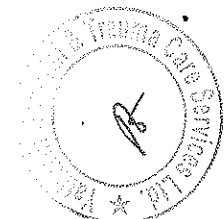
* Trade receivables are non-interest bearing and are generally on terms of 30 days.

Contract liabilities include advances received from patients for hospital services pending final billing.

<this space has been intentionally left blank>



Certified True Copy



YATHARTH HOSPITAL & TRAUMA CARE SERVICES LIMITED
(Formerly known as Yatharth Hospital & Trauma Care Services Pvt. Ltd.)

39. Related Party Transactions

a) Names of the related parties and description of relationship:

Key managerial personnel (KMP)	Nature of Relationship
1. Dr. Ajay Kumar Tyagi	Chairman
2. Dr. Kapil Kumar	Managing Director
3. Dr. Neena Tyagi	Director (upto 31.08.2021)
4. Dr. Manju Tyagi	Director (upto 31.08.2021)
5. Mr. Yatharth Tyagi	Director (w.e.f. 15.09.2021)
6. Dr. Sanjeev Upadhyaya	Independent Director (w.e.f. 21.02.2022)
7. Mr. Mukesh Sharma	Independent Director (w.e.f. 21.02.2022)
8. Dr. Ila Patnaik	Independent Director (from 21.02.2022 to 02.08.2022)
9. Mr. Ritesh Mishra	Company Secretary & Compliance Officer
10. Mr. Amit Kumar Singh	Chief Executive Officer (w.e.f. 15.09.2021)
11. Mr. Pankaj Prabhakar	Chief Financial Officer (w.e.f. 21.02.2022)

Relative of key managerial personnel

1. Mr. Sanskar Tyagi
2. Mr. Lal Chand Tyagi

Enterprise exercising significant influence on the Company

Nil

Subsidiary Companies

1. AKS Medical & Research Private Limited (AKS)
2. Sanskar Medica India Limited
3. Ramraja Multispecialty Hospital & Trauma Centre Private Limited (w.e.f 18.02.2022)

Enterprises where key managerial personnel along with their relatives exercise significant influence

No such enterprise

(b) Following is the summary of significant related party transactions during the year:

	For the year ended 31 March 2022	For the year ended 31 March 2021	For the year ended 31 March 2020	For the year ended 31 March 2019
Remuneration to KMPs & Relatives of KMPs				
Dr. Ajay Kumar Tyagi	12.00	7.20	7.20	7.20
Dr. Kapil Kumar	12.00	7.20	7.20	7.20
Dr. Manju Tyagi	5.00	7.20	7.20	7.20
Dr. Neena Tyagi	5.00	7.20	7.20	7.20
Mr. Yatharth Tyagi	7.00	4.80	3.60	1.00
Mr. Sanskar Tyagi	-	0.60	-	-
Mr. Ritesh Mishra- Company Secretary	0.78	0.69	0.66	0.39
Mr. Amit Kumar Singh	1.32	-	-	-
Mr. Pankaj Prabhakar	0.48	-	-	-
Rent paid to KMP				
Dr. Ajay Kumar Tyagi	-	0.84	0.60	0.60
Dr. Kapil Kumar	-	0.84	0.60	0.60
Dr. Manju Tyagi	-	0.42	0.30	0.30
Dr. Neena Tyagi	-	0.42	0.30	0.30
Director sitting fees paid				
Mr. Mukesh Sharma	0.18	-	-	-
Dr. Ila Patnaik	0.18	-	-	-
Service Charges received from Subsidiary Company				
Diagnostic charges	-	155.91	-	-



Certified True Copy

Investment in Equity Shares				
AKS Medical & Research Centre Private Limited		11.31	50.00	57.79
Ramraja Multispeciality Hospital & Trauma Centre Private Limited	37.71	-	-	-
Purchase of Equity shares of (AKS) Dr. Ajay Kumar Tyagi	56.64	-	-	-
Purchase of Equity shares of (AKS) Dr. Kapil Kumar	32.56	-	-	-
Sanskar Medica India Limited	-	-	-	38.46

Loans and Advances- Subsidiary Company

AKS Medical & Research Private Limited				
Loans and Advances- Received	633.53	331.85	56.88	60.65
Loans and Advances- Paid Back	503.44	331.85	56.88	60.65

Loans and Advances- Given	-	86.58	71.48	12.87
Loans and Advances- Received Back	-	86.58	71.48	12.87

Sanskar Medica India Limited				
Loans and Advances- Received	-	18.70	37.40	-
Loans and Advances- Paid Back	-	-	-	-

Loans and Advances- Given	-	-	-	-
Loans and Advances- Received Back	-	-	-	-

Ramraja Multispeciality Hospital & Trauma Centre Private Limited				
Loans and Advances- Received	-	-	-	-
Loans and Advances- Paid Back	-	-	-	-

Loans and Advances- Given	268.34	-	-	-
Loans and Advances- Received Back	-	-	-	-

Loans and Advances received from KMP's & Relatives of KMP's


Dr. Ajay Kumar Tyagi	8.70	-	-	-
Dr. Kapil Kumar	10.44	-	-	-
Yatharth Tyagi	32.50	-	-	-
Mr. Lal Chand Tyagi*	-	(0.40)	0.40	-

*Loan was taken in FY 2019-20 and negative figure denotes repayment of the same.

e) The Company has the following amounts due from/ to the related parties:

	As on 31 March 2022	As on 31 March 2021	As on 31 March 2020	As on 31 March 2019	As on 1st April, 2018
Borrowings (Current)					
AKS Medical & Research Centre Private Limited	130.09	-	-	-	-
Sanskar Medica India Limited	56.10	56.10	37.40	-	-
Mr. Lal Chand Tyagi	-	-	0.40	-	-
Mr. Vinod Tyagi	-	-	0.50	-	-
Mr. Deepak Kumar Tyagi	-	-	0.50	-	-
Amount Receivable					
Sanskar Medica India Limited	1.06	1.06	1.06	1.06	-
Ramraja Multispeciality Hospital & Trauma Centre Private Limited	268.34	-	-	-	-
Remuneration payable to KMP					
Dr. Ajay Kumar Tyagi	0.73	-	0.11	-	-
Dr. Kapil Kumar	1.39	-	-	-	-
Mr. Yatharth Tyagi	0.16	-	-	-	-
Mr. Ritesh Mishra- Company Secretary	0.06	0.08	0.04	0.04	-
Mr. Amit Kumar Singh	-	-	-	-	-
Mr. Pankaj Prabhakar	0.05	-	-	-	-
Director sitting fees payable					
Mr. Mukesh Sharma	0.12	-	-	-	-
Dr. Ila Patnaik	0.12	-	-	-	-

¶ All transactions with these related parties are at arm's length basis and resulting outstanding receivables and payables including financial assets and financial liabilities balances are settled in cash. None of the balances are secured. (All the amounts of transactions and balances disclosed in this note are gross and undiscounted.)



Certified True Copy

YATHARTH HOSPITAL & TRAUMA CARE SERVICES LIMITED
(Formerly Known as Yatharth Hospital & Trauma Care Services Pvt. Ltd.)

Note 40: Employee benefit plans
The employee benefit schemes are as under:
Defined Retirement Plans

(1) **Provident Fund**
The benefit of Provident Fund is extended to all such eligible employees, as is defined under the relevant regulations under the applicable provisions of Provident Fund Act and the Rules. Amount debited to Profit and Loss account including Administrative and Employees Deposit Linked Insurance charges Rs. 0.74 during the period (2020-21 - Rs 0.29, 2019-2020- Rs. 0.36 & 2018-19- Rs. 0.50).

(2) **Gratuity**

Gratuity - The liability for Gratuity is provided on the basis of Actuarial Valuation made at the end of each financial year. The Actuarial Valuation is made on Projected Unit Credit method as per Ind AS 19.

Reconciliation of opening and closing balances of the present value of the defined benefit obligation:

	For the period ended 31 March 2022	For the period ended 31 March 2021	For the period ended 31 March 2020	For the period ended 31 March 2019	01.04.2018
Opening defined benefit obligation	0.46	0.37	0.23	0.19	-
Current service cost	11.29	0.09	0.09	0.07	0.19
Interest Cost	0.03	0.02	0.02	0.01	-
Actuarial (gain)/loss	(3.77)	(0.02)	0.04	(0.04)	-
Benefits paid	-	-	-	-	-
Benefit obligation at the end of the period/year	8.00	0.46	0.37	0.23	0.19
Provision (Current) Refer Note No.-23	0.04	0.06	0.04	0.00	0.00
Provision (Non- Current) Refer Note No.-17	7.97	0.41	0.33	0.23	0.18

Gratuity expense recognised in the statement of profit and loss

	For the period ended 31 March 2022	For the period ended 31 March 2021	For the period ended 31 March 2020	For the period ended 31 March 2019	01.04.2018
Current service cost	11.29	0.09	0.09	0.07	0.19
Interest on defined benefit obligation	0.03	0.02	0.02	0.01	-
Net actuarial (gain)/loss recognised in the period/year	-	-	-	-	-
Net gratuity expenses	11.32	0.11	0.11	0.09	0.19

Re-measurements recognised in other comprehensive income


	For the period ended 31 March 2022	For the period ended 31 March 2021	For the period ended 31 March 2020	For the period ended 31 March 2019	01.04.2018
Actuarial (gain)/loss on defined benefit obligation	(3.77)	(0.02)	0.04	(0.04)	-
Return on plan assets excluding interest income	-	-	-	-	-
Actuarial (gain)/loss recognised in other comprehensive income	(3.77)	(0.02)	0.04	(0.04)	-

Summary of actuarial assumptions
Financial assumptions at balance sheet date:

	For the period ended 31 March 2022	For the period ended 31 March 2021	For the period ended 31 March 2020	For the period ended 31 March 2019	01.04.2018
Discount rate	6.75	6.48	6.50	7.43	7.69
Salary escalation rate	5.00%	7.00%	7.00%	7.00%	7.00%
Attrition rate					
Age 18 to 30	13.00%	10.00%	10.00%	10.00%	10.00%
Age 30 to 45	13.00%	10.00%	10.00%	10.00%	10.00%
Above 45 Years	13.00%	10.00%	10.00%	10.00%	10.00%
Retirement Age	60 Years	60 Years	60 Years	60 Years	60 Years

Maturity profile of defined benefit obligation

	For the period ended 31 March 2022	For the period ended 31 March 2021	For the period ended 31 March 2020	For the period ended 31 March 2019	01.04.2018
1st following year	0.04	0.06	0.04	0.00	0.00
Year 2 to 5	1.81	0.32	0.30	0.21	0.17
Year 6 to 10	6.07	0.41	0.42	0.38	0.42



Certified True Copy

Discount rate: The discount rate is based on the prevailing market yields of Indian government securities as at the balance sheet date for the estimated term of the obligations.
Salary escalation rate: The estimates of future salary increases considered takes into account the inflation, seniority, promotion and other relevant factors.

Sensitivity analysis: Reasonably possible changes at the reporting date to one of the relevant actuarial assumptions, holding other assumptions constant would have affected the defined benefit obligation by the amounts shown below:

	As at 31st March, 2023		As at 31st March, 2021		As at 31st March, 2020	
	Increase	Decrease	Increase	Decrease	Increase	Decrease
Discount rate (100 bps movement)	7.28	8.84	0.04	0.04	0.04	0.03
Salary escalation rate (100 bps movement)	8.85	7.26	0.04	0.04	0.04	0.03


	As at 31st March, 2019		As at 1st April, 2018	
	Increase	Decrease	Increase	Decrease
Discount rate (100 bps movement)	0.02	0.02	0.02	0.02
Salary escalation rate (100 bps movement)	0.02	0.02	0.02	0.02

Expected contributions to the plan for the next annual reporting period

	For the period ended 31 March 2022	For the period ended 31 March 2021	For the period ended 31 March 2020	For the period ended 31 March 2019	01.04.2018
Expected contributions to the plan for the next annual reporting period					



Certified True Copy



Yatharth Hospital & Trauma Care Services Limited
(Formerly known as Yatharth Hospital & Trauma Care Services Private Limited)

Notes to Standalone Financial Statements

41.a) Contingent liabilities

Particulars	As on 31 st March, 2022	As on 31 st March, 2021	As on 31 st March, 2020	As on 31 st March, 2019
Bank Guarantees	11.89	6.21	5.00	2.17
Margin Money against above	6.16	2.24	2.24	2.52
Corporate Guarantee	1390.60	865.00	865.00	-
Outstanding against the above	1154.10	819.34	713.48	-

b) Claim against the company not acknowledged as debts



- i. The company had been served a Show Cause Notice u/s 279(I) and 276B of the Income Tax Act, 1961 that the company has defaulted in the payment of TDS as under:

S. No.	Financial Year	Amount of tax deposited after the due date, as per rule 30 of the Income Tax Act, 1961	Interest u/s 201(1A)
1	2012-13	3.27	0.35
2	2013-14	7.12	0.87
3	2014-15	10.62	1.51
4	2016-17	14.39	1.27

The company has already paid the delayed principal amount of TDS and the interest amount thereon. Though the due principal amount of TDS and the interest has been paid, the matter is yet to be closed by the Income Tax Department.

- ii. The company has been served a notice under section 17 of The Consumer Protection Act, 1986, wherein the following amounts have been demanded by the counter party

Certified True Copy



Particulars	31 st March, 2022	31 st March, 2021	31 st March, 2020	31 st March, 2019	01 st April, 2018
Cost of Medical Treatment	2.28 along with interest from 23.02.2018 and pendent lite interest thereto	2.28 along with interest, from 23.02.2018 and pendent lite interest thereto	2.28 along with interest from 23.02.2018 and pendent lite interest thereto	2.28 along with interest from 23.02.2018 and pendent lite interest thereto	-
Towards agony and harassment suffered	5.00	5.00	5.00	5.00	-

Note:- For all the contingent liabilities mentioned hereinabove, the Company believes that it is not liable to pay any amount and has not provided any sum for these liabilities in its books of accounts. The Company is dealing with these cases at appropriate legal forum

42. Events occurring after Balance Sheet Date

a) With reference to note 41.b.i, the proceedings initiated under section 279(1) and 276B of the Income Tax Act, 1961 have been dropped at no cost on the company.

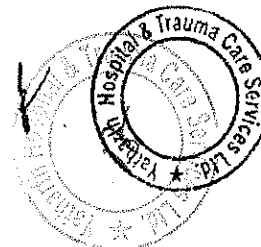
b) The company had filed Draft Red Herring Prospectus (DRHP) with SEBI on 31st March, 2022 for the fresh issue of capital amounting to Rs. 6,100 Million and Offer for Sale (OFS) of 6,551,690 equity shares. Based on submissions made in the DRHP and other clarifications provided by the company, SEBI has issued The Observation Letter on 02nd August, 2022, enabling the company to proceed further for the issue of fresh capital and OFS.

43. There is no impairment loss on fixed assets on the basis of review carried out by the management in accordance with IND AS 36.

44. Balances of certain trade receivables, loans & advances, advances received from customers and trade payables are subject to confirmation, if any. The management does not expect any material difference affecting the financial statements on such adjustments.

45. Covid 19 business and government guidelines

During the financial year 2021-22 & 2020-21 the company had admitted and treated covid 19 infected patients. There has been government guidelines related to the



Certified True Copy

treatment and the cost of treatment of Covid 19 Patients. The Company has followed all such guidelines.

46. Foreign exchange earnings and outgo

During the financial year 2021-2022, 2020-2021 and 2019-2020 there has been no earning or outgo in foreign exchange.

47. Covid 19 and grant for moratorium to pay principal and interest on outstanding loan

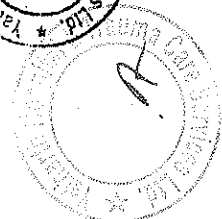
During the financial year 2019-2020 and 2020-2021, Covid 19 affected the overall business cycle of the economy. To address to the liquidity concern of the businesses, the Reserve Bank of India wide its circulars; DOR.No.BP.BC.47/ 21.04.048/2019-20 March 27, 2020, Circular DOR.No.BP.BC.63/21.04.048 /2019-20 April 17, 2020, DOR. No.BP.BC.71/21.04.048/2019-20 May 23, 2020, allowed the moratorium to pay the due principal and *interest on outstanding loans. The Company availed the benefits of given moratorium to the extent of Rs.120.73 Millions (inclusive of principal and interest). The amount covered under the moratorium shall be paid by extending the overall term of the respective loan account.

48. Details related to borrowings secured against current assets:

The company has given current assets (trade receivables and inventories) as security for working capital (fund and non fund based limits) obtained from State Bank Of India. This is applicable for year ended 31 March 2022 and 31 March 2021. The Company submitted the required information with the bank and the required reconciliation is presented below:

For the period ending March 31st 2022

Nature of current assets offered as security	Quarter	Amount disclosed as per statement	Amount as per books of accounts	Variance	Remarks
Inventories and trade receivables	Q1 FY 2021-22	NA	NA	NA	
Inventories and trade receivables	Q2 FY 2021-22	NA	NA	NA	
Inventories and trade receivables	Q3 FY 2021-22	NA	NA	NA	
Inventories and trade receivables	Q4 FY 2021-22	837.56	837.56	Nil	



Certified True Copy

For the period ending March 31st 2021



Nature of current assets offered as security	Quarter	Amount as per books of accounts	Amount as per books of accounts	Variance	Remarks
Inventories and trade receivables	Q1 FY 2020-21	NA	NA	NA	
Inventories and trade receivables	Q2 FY 2020-21	NA	NA	NA	
Inventories and trade receivables	Q3 FY 2020-21	NA	NA	NA	
Inventories and trade receivables	Q4 FY 2020-21	NA	NA	NA	

For the period ending March 31st 2020

Nature of current assets offered as security	Quarter	Amount disclosed as per statement	Amount as per books of accounts	Variance	Remarks
Inventories and trade receivables	Q1 FY 2019-20	NA	NA	NA	
Inventories and trade receivables	Q2 FY 2019-20	NA	NA	NA	
Inventories and trade receivables	Q3 FY 2019-20	NA	NA	NA	
Inventories and trade receivables	Q4 FY 2019-20	NA	NA	NA	

For the period ending March 31st 2019

Nature of current assets offered as security	Quarter	Amount disclosed as per statement	Amount as per books of accounts	Variance	Remarks
Inventories and trade receivables	Q1 FY 2018-19	NA	NA	NA	
Inventories and trade receivables	Q2 FY 2018-19	NA	NA	NA	
Inventories and trade receivables	Q3 FY 2018-19	NA	NA	NA	
Inventories and trade receivables	Q4 FY 2018-19	NA	NA	NA	



Certified True Copy

49. Income Tax

The major components of income tax expenses are as follows

Particulars	Financial Year 2021-22	Financial Year 2020-21	Financial Year 2019-21	Financial Year 2018-19
Income Tax Expense				
Current Tax:				
Current Income Tax	173.53	31.50	5.22	12.08
Income Tax of Earlier Years	-	-	-	-
MAT Credit entitlement/ reversed	15.04	2.25	(5.22)	(12.08)
Deferred Tax	(6.26)	20.46	8.97	10.40
Total	182.32	54.21	8.97	10.40

The income tax expense for the year can be reconciled to the accounting profit/(loss) as follows:

Particulars	Financial Year 2021-22	Financial Year 2020-21	Financial Year 2019-20	Financial Year 2018-19
Profit / (Loss) before tax as per Statement of Profit and Loss	603.19	177.64	21.83	51.30
Enacted tax Rate	29.12%	29.12%	27.82%	27.82%
Income tax using the Company's domestic tax rate	175.65	51.73	6.07	14.27
Tax Effect of:				
Timing Difference- Deferred Tax	(6.26)	20.46	8.97	10.40
Permanent Difference	188.58	33.75	-	-
Total Income Tax expenses recognized in profit and Loss account	182.32	54.21	8.97	10.40
Effective Tax Rate (%)	30.23%	30.52%	41.11%	20.27%



Certified True Copy

YATHARTH HOSPITAL & TRAUMA CARE SERVICES LIMITED
(Formerly Known as Yatharth Hospital & Trauma Care Services Pvt. Ltd.)
Notes To Standalone Financial Statements

50. Ratios as per Schedule III requirement

		2021-22	2020-21	2019-20	2018-19
Current Ratio					
Numerator	Current Assets	1,108.49	390.98	262.28	182.35
Denominator	Current Liabilities	890.78	353.08	518.45	421.03
Ratio		1.24	1.11	0.51	0.43
%Change		12.38%	118.89%	16.80%	

Reason for change :- Year 2020-21- The reduction in current maturities reduced the current liabilities and thus improving the current ratio.

		2021-22	2020-21	2019-20	2018-19
Debt Equity Ratio					
Numerator	Long Term Borrowings + Short Term Borrowings	1,091.97	1,029.91	1,118.64	1,182.84
Denominator	Shareholders Funds	1,117.11	693.56	570.11	557.29
Ratio		0.98	1.48	1.96	2.12
%Change		-34.17%	-24.32%	-7.56%	

Reason for change :- Year 2021-22 The Company has reduced the loan exposure and the profitability position has improved during the year.

		2021-22	2020-21	2019-20	2018-19
Debt Service Coverage Ratio					
Numerator	EBIDTA	854.46	443.09	330.43	198.02
Denominator	Principal repayments of Long term borrowings & Interest	392.00	112.64	236.53	187.69
Ratio		2.18	3.93	1.40	1.06
%Change		-44.59%	181.59%	32.41%	

Reason for change :- a) Year 2019-20 & 2020-21-The EBIDTA is improving over the last year and thus providing better cover to pay the due interest and principal during the year
b) Year 2021-2022- The EBIDTA has improved over the last year. But at the same time the Company decided to swap the costlier loan with cheaper loan, increasing in the principal payout and thus decreasing the over all DSCR cover

		2021-22	2020-21	2019-20	2018-19
Return on Equity/ Investment Ratio					
Numerator	Net Profit after Taxes	423.55	123.45	12.83	40.93
Denominator	Shareholder's Equity	1,117.11	693.56	570.11	557.29
Ratio		37.91%	17.80%	2.25%	7.35%
%Change		113.02%	691.11%	-69.37%	

Reason for change:- a) Year 2019-20- The incubation expenses of new hospital at Greater Noida led to increase in expenses and thus reduction of profitability even at higher amount of sale
b) Year 2020-21 & 2021-22-With better revenue and profitability, the shareholder equity is increasing on YoY basis

		2021-22	2020-21	2019-20	2018-19
Inventory Turnover Ratio					
Numerator	Sales	2,985.90	1,647.28	1,327.05	1,018.33
Denominator	Average Inventory	25.45	26.58	24.19	21.46
Ratio		117.31	61.99	54.87	47.45
%Change		89.26%	12.98%	15.62%	

Reason for change :- Year 2021-22- With almost same levels of inventory, better sale has been achieved and thus increasing the utilization of available inventory

		2021-22	2020-21	2019-20	2018-19
Trade Receivables Turnover Ratio					
Numerator	Net Credit Sales	2,985.90	1,647.28	1,327.05	1,018.33
Denominator	Avg Accounts Receivable	540.03	242.29	143.56	103.00
Ratio		5.53	6.80	9.24	9.89
%Change		-18.68%	-26.45%	-6.50%	

Reason for change :- Year 2020-21- Partially because of Covid-19, the quantum of trade receivable vis a vis sale, increased

		2021-22	2020-21	2019-20	2018-19
Trade Payables Turnover Ratio					
Numerator	Net Credit Purchases	591.55	303.99	252.38	194.86
Denominator	Avg Trade Payables	144.59	124.94	123.50	93.17
Ratio		4.09	2.43	2.04	2.09
%Change		68.15%	19.06%	-2.29%	


Reason for change :- Year 2021-22- With better EBIDTA and liquidity, Company is paying its vendors at faster pace

		2021-22	2020-21	2019-20	2018-19
Net Capital Turnover Ratio					
Numerator	Net Sales	2,985.90	1,647.28	1,327.05	1,018.33
Denominator	Working Capital (Current Assets- Current Liabilities)	217.71	37.90	(256.18)	(238.68)
Ratio		13.71	43.46	(5.18)	(4.27)
%Change		-68.44%	-939.01%	21.42%	

Reason for change:- Year 2020-21 & 2021-22 -The Company is improving its working capital to net positive and bring to better operational efficiencies



Certified True Copy



Net Profit Ratio

Numerator	Net Profit	423.55	123.45	12.83	40.93
Denominator	Net Sales	2,985.90	1,647.28	1,327.05	1,018.33
Ratio		14.18%	7.49%	0.97%	4.02%
%Change		89.28%	673.33%	-75.98%	


Reason for change :- a) Year 2019-20-Due to higher incubation expenses for starting a new hospital, the profitability, in spite of higher sale got reduced
 b) Year 2020-21 & 2021-22-Better EBIDTA margins are leading to better profitability

Return on Capital Employed

Numerator	Earning Before Interest and Taxes	704.33	298.69	160.30	114.21
Denominator	Capital Employed	2,258.53	1,763.04	1,705.60	1,753.23
Ratio		31.19%	16.94%	9.40%	6.51%
%Change		84.07%	80.27%	44.27%	

Reason for change: For all years -Higher sale and with better EBIDTA margins, the EBIT is increasing YoY

<this space has been intentionally left blank>



Certified True Copy



51. Other Statutory Information

- a) The Company does not have any Benami property, where any proceeding has been initiated or pending against the Company for holding any Benami property.
- b) The Company does not have any transactions with struck off companies.
- c) The Company does not have any charges or satisfaction which is yet to be registered with Registrar of Companies beyond the statutory period.
- d) The Company has not traded or invested in Crypto currency or Virtual Currency during the year ended 31st March, 2022, March 31, 2021, March 31, 2020 and 31 March, 2019.
- e) The Company has not advanced or loaned or invested funds to any other person(s) or entity(ies), including foreign entities (Intermediaries) with the understanding that the Intermediary shall:
 - i. directly or indirectly lend or invest in other persons or entities identified in any manner whatsoever by or on behalf of the company (Ultimate Beneficiaries); or
 - ii. provide any guarantee, security or the like to or on behalf of the Ultimate Beneficiaries
- f) The Company has not received any fund from any person(s) or entity(ies), including foreign entities (Funding Party) with the understanding (whether recorded in writing or otherwise) that the Company shall:
 - i. directly or indirectly lend or invest in other persons or entities identified in any manner whatsoever by or on behalf of the Funding Party (Ultimate Beneficiaries); or
 - ii. provide any guarantee, security or the like on behalf of the Ultimate Beneficiaries,
- g) The Company has no such transaction which is not recorded in the books of accounts that has been surrendered or disclosed as income during the year in the tax assessments under the Income Tax Act, 1961 (such as, search or survey or any other relevant provisions of the Income Tax Act, 1961).
- h) The company is in compliance with the requirements of layers of companies.


Name of the company has been changed form Yatharth Hospital & Trauma Care Services Private Limited to Yatharth Hospital & Trauma Care Services Limited

52. Name of the company has been changed form Yatharth Hospital & Trauma Care Services Private Limited to Yatharth Hospital & Trauma Care Services Limited.

53. The figures have been regrouped /reclassified and restated as per INDAS requirements.



Certified True Copy



54. These Financial Statements were approved by Board in its Meeting held on 04.08.2022 at Noida.

As per our report of even date attached.

For R. Nagpal Associates
Chartered Accountants

Firm Registration No.: 002626N




A handwritten signature in black ink, appearing to read "Rohit Mehra".

(Rohit Mehra)
Partner
Membership No.: 093910
Place: Noida
Dated: 04/08/2022

For and on behalf of the Board of Directors

Dr Ajay Kumar Tyagi
Director
DIN:01792886

A handwritten signature in black ink, appearing to read "Ajay Kumar Tyagi".



A handwritten signature in black ink, appearing to read "Ritesh Mishra".

Ritesh Mishra
Co. Secretary & Compliance Officer
M. No 51166

A handwritten signature in black ink, appearing to read "Kapil Kumar".

Dr. Kapil Kumar
Director
DIN:01818736

A handwritten signature in black ink, appearing to read "Pankaj Prabhakar".

Pankaj Prabhakar
CFO
AGFPP2937A

